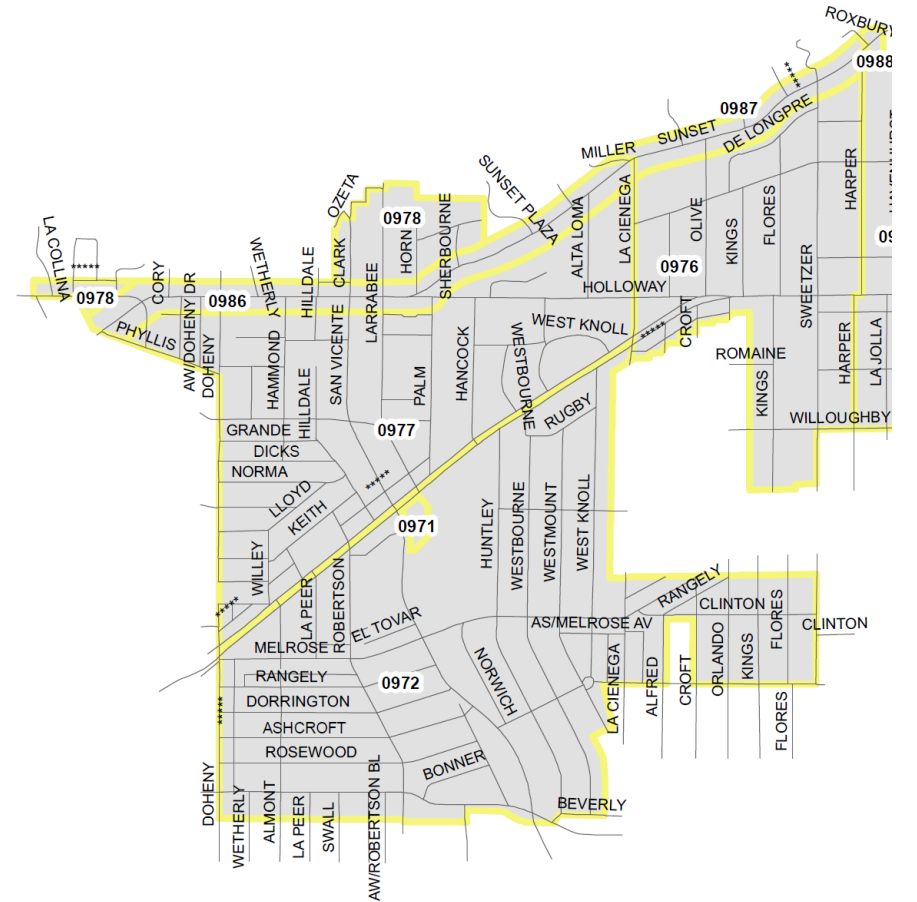




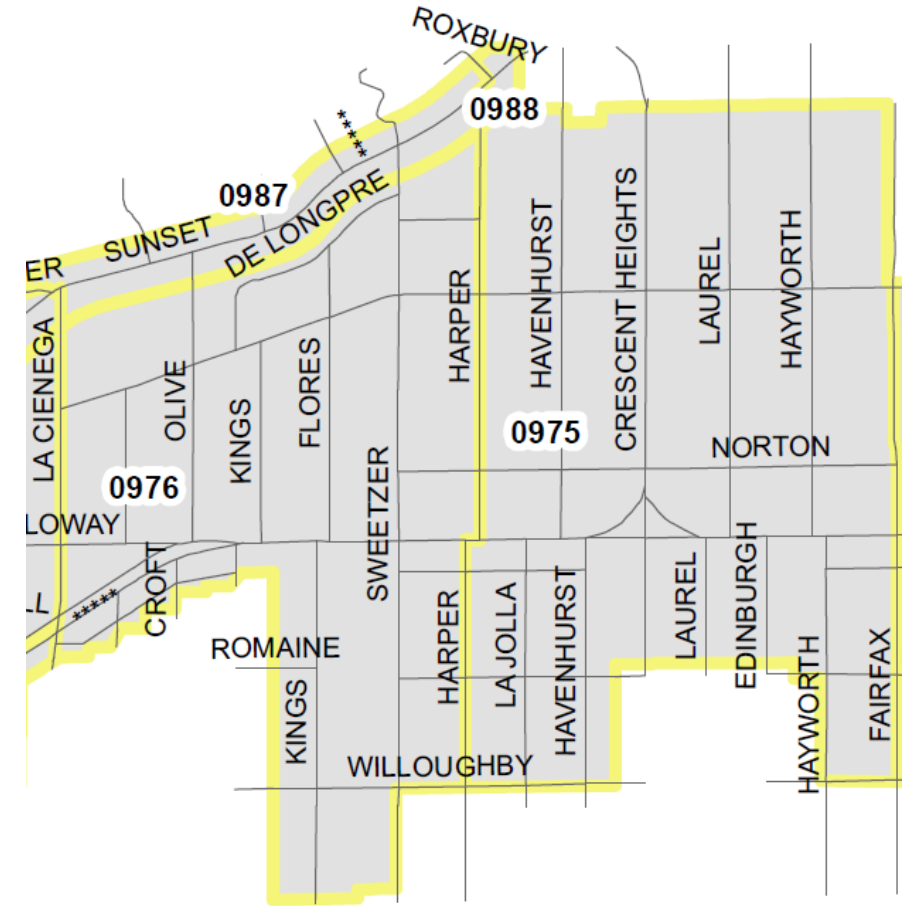
Citywide Total			
Category	Jan-26 Total	Jan-25 Total	% Change
HOSPITALITY ASSISTANCE	2761	2691	▲ 2.60%
BUSINESS CONTACTS	4284	3206	▲ 33.63%
UNHOUSED CONTACT	529	774	▼ -31.65%
CALLS FOR SERVICE	204	324	▼ -37.04%
SAFETY ESCORTS	42	62	▼ -32.26%
SCOOTER IMPROPER PARKING	121	112	▲ 8.04%
SHERIFF ASSISTANCE	26	17	▲ 52.94%
EMS/FIRE	24	10	▲ 140.00%

CITY WEST

Category	RD971	RD972	RD977	RD978	RD986	Jan - 26 Total	Jan - 25 Total	% Change
HOSPITALITY ASSISTANCE	390	95	150	85	205	925	856	▲ +8.06%
BUSINESS CONTACTS	265	85	165	90	215	820	965	▼ -15.03%
UNHOUSED CONTACT	121	7	10	1	9	148	273	▼ -45.79%
CALLS FOR SERVICE	31	4	11	1	1	48	126	▼ -61.90%
SAFETY ESCORTS	5	2	3	1	2	13	12	▲ +8.33%
SCOOTER IMPROPER PARKING	18	4	6	3	4	35	36	▼ -2.78%
SHERIFF ASSISTANCE	8	0	2	0	1	11	9	▲ +22.22%
EMS/FIRE	4	0	0	0	1	5	4	▲ +25.00%

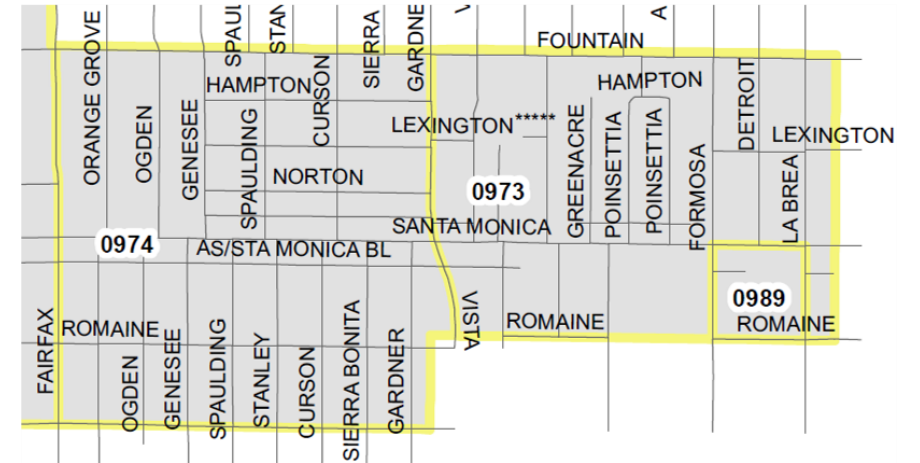


CITY MID						
Category	RD975	RD976	RD988	Jan - 26 Total	Jan - 25 Total	% Change
HOSPITALITY ASSISTANCE	325	440	166	931	1187	▼ -21.56%
BUSINESS CONTACTS	470	610	102	1182	1368	▼ -13.60%
UNHOUSED CONTACT	119	71	2	192	386	▼ -50.26%
CALLS FOR SERVICE	41	17	4	62	139	▼ -55.40%
SAFETY ESCORTS	6	7	1	14	20	▼ -30.00%
SCOOTER IMPROPER PARKING	19	24	2	45	49	▼ -8.16%
SHERIFF ASSISTANCE	3	2	0	5	7	▼ -28.57%
EMS/FIRE	6	0	0	6	6	— 0.00%



CITY EAST

KPI Category	RD973	RD974	RD989	Jan - 26 Total	Jan - 25 Total	% Change
HOSPITALITY ASSISTANCE	355	300	250	905	648	▲ 39.66%
BUSINESS CONTACTS	520	430	150	1100	873	▲ 26.01%
UNHOUSED CONTACT	109	57	23	189	115	▲ 64.35%
CALLS FOR SERVICE	61	25	8	94	59	▲ 59.32%
SAFETY ESCORTS	8	5	2	15	3	▲ 400.00%
SCOOTER IMPROPER PARKING	22	17	2	41	27	▲ 51.85%
SHERIFF ASSISTANCE	6	2	2	10	1	▲ 900.00%
EMS/FIRE	8	3	2	13	0	▲ 130%



LASD Calls

Location	Call Type	Time Call Received	Sheriff Contacted / Arrived	Type
Smart & Final	Breaking & Entering	15:35	Time Not Documented	Criminal Activity
Koontz Hardware	Aggressive / Disturbance	23:43	Time Not Documented	Disturbance
Greenwich Pizza	Subject Flashing Knife	22:08	22:23	Weapons
1111 N Crescent Heights	Non-Compliant Unhoused	1:34	02:10–02:20	Encampment
San Vicente	Suspicious Male w/ Intoxicated Female	1:25	1:40	Suspicious / Welfare
Z-Pizza	Disturbance	16:50	16:54	Disturbance
Barney's Beanery	Public Urination – Non-Compliant	21:00	20:58 (Call Placed)	Public Nuisance
7-Eleven (SM & Hayworth)	Indecent Exposure	20:55	Time Not Documented	Indecent Exposure
Residential Property	Domestic Dispute	21:56	Referred to Non-Emergency	Domestic
7603 Santa Monica Blvd	Refusal to Relocate	4:20	04:35 (Arrival)	Non-Compliant
Formosa / Santa Monica	Non-Emergency Sheriff Request	21:57	21:57	Welfare Check
Basix Food & Bar	Property Damage	23:47	23:47	Property Damage
Schmitty's West Hollywood	Assault on Security Guard	0:17	On Site Upon Arrival	Assault
Crescent Heights & SMB	Mental Health Crisis	14:20	14:28–14:39	Mental Health
Kings Rd Parking Structure	Refusal to Relocate	12:00	Time Not Documented	Encampment
Rooster Fish	Fight Reported	20:45	20:26 (Deputies Arrived)	Disturbance
8350 Santa Monica Blvd	Encampment – Refused	21:10	21:26	Encampment
Sierra Bonita / SMB	Unresponsive Individual	0:06	00:13 (Deputies), 00:16 (EMS)	Medical Assist

EMS / Fire				
Location	Call Type	Time Call Received	Arrived	Type
805 Palm Ave	Medical Emergency (Subject Requested EMS)	15:20	15:17 (Called) / 15:24 (Arrival)	EMS Request
Schmitty's West Hollywood	Assault – Injured Security Guard	0:17	On Site Upon Arrival	Assault / Medical
8225 Santa Monica Blvd	Minor Smoke Fire	16:18	16:26 (Called) / 16:34 (Arrival)	Fire Hazard
1208 N Orange Grove Ave	Individual Blocking Sidewalk	16:44	16:55–17:05	Welfare Check
Sierra Bonita / Santa Monica Blvd	Unresponsive Individual in Vehicle	0:06	00:11 (EMS Called) / 00:16 (Arrival)	Medical Emergency
Breakfast Company	Unhoused Transported by Paramedics	10:05	Time Not Documented	Medical / Transport

Total Number of Calls Referred to the Homeless Concern Line = 98

Current Staffing Level: 98%

Current Training Completion Rate: 100%