

SUBJECT: SEMI-ANNUAL COMMUNITY SAFETY UPDATE
INITIATED BY: COMMUNITY SAFETY DEPARTMENT
(Danny Rivas, Director)
(Captain William Moulder, LA County Sheriff's Department)
(Assistant Chief Drew Smith, LA County Fire Department)

HUMAN SERVICES & RENT STABILIZATION DEPARTMENT
(Christof Schroeder, Director)
(Corri Planck, Strategic Initiatives Manager)
(Leslie Isenberg, Acting Social Services Manager)

STATEMENT ON THE SUBJECT:

The City Council will receive an update on community safety activities, including year to date crime data from January to November 2022; progress of the Block by Block Security Ambassador Program; collaboration between social services outreach and law enforcement; and progress on training for the West Hollywood Sheriff's Station and Block by Block Security Ambassadors.

RECOMMENDATION:

The City Council will receive an update on community safety activities and provide additional direction regarding public safety priorities and resources.

BACKGROUND / ANALYSIS:

This item serves as the semi-annual public safety update generally provided to the City Council twice a year, with data included by the West Hollywood Sheriff's Station, Los Angeles County Fire Department, Block by Block Security Ambassador Program, City's Neighborhood and Business Safety Division, and the City's social services outreach and law enforcement programs. To learn more about public safety agencies, programs, and initiatives in the City of West Hollywood, download "Public Safety in the City of West Hollywood" at www.weho.org/home/showdocument?id=42465.

Year to Date Crime Statistics: January – November 2022

The City continues to be a safe place to live, visit, and work. Prior to the public health emergency, West Hollywood's daily population typically more than doubled with the number of people who work and play here, and the current volume of activity has returned to almost pre-pandemic levels. The West Hollywood Sheriff's Station remains committed to collaborating with City officials, residents, and businesses to resolve community concerns. West Hollywood Sheriff's personnel have continued to focus their efforts on

neighborhood and commercial patrols and maintaining the quality of life for the community. On a monthly basis, West Hollywood Sheriff's personnel, City staff, and the Public Safety Commission regularly examine crime statistics to identify problem areas and adjust resource deployment as appropriate. Deputy foot patrols have also been added citywide as part of the City's Supplemental Law Enforcement Program.

From January through November 2022, there were 19,686 calls for service. This represents an increase when compared to the same time last year (17,598) and 2020 (17,019) but is less in comparison to 2019 (21,765). It should be noted last year and in 2020 several businesses and entertainment establishments remained closed and or operated at limited capacity due to the pandemic and health order related restrictions.

From January through November 2022, Part 1 Crime also depicts an increase at 2,455, when compared to the same time in 2021 (1,556), 2020 (1,277), and 2019 (1,992). However, since June 2022 (352), Part 1 Crime has continued to trend downwards with the least occurring in August (163), followed by September (165), October (186), and November 2022 (188).

Total Theft (Grand Theft, Petty Theft, and Vehicle Burglary) accounted for 68% of all Part 1 Crime. Part 1 Crime totals for 2021, especially the first six months of 2021, were impacted by pandemic related closures, so comparing this year's more robust numbers with 2021 produces significant percentage increases for several categories of crime. For reference purposes, the January – November Part 1 crime numbers for 2018 and 2019 averaged 2,122 incidents.

The West Hollywood Sheriff's Station attributes the success of decreasing Part 1 Crime since June of this calendar year due to the proactive policing work of Deputies on Patrol, Detectives, and Special Teams (Community Oriented Policing and Problem Solving Team and Entertainment Policing Team) as well as enhanced foot patrols and plain clothes operations with the Narcotic and Major Crimes Bureaus that began in July 2022.

A detailed overview of crime statistics from January through November 2022 is reflected in "Attachment A – Appendix 1A – 1I".

Block by Block Program

Since October 1, 2022, the Block by Block (BBB) Security Ambassador Program has been fully staffed which includes the residential expansion and additional four kiosks as approved by the City Council as well as the deployment of Narcan to each Security Ambassador. BBB continues to train new staff on expectations and hold staff accountable when policies are not being followed. Statistical data for BBB from January through November 2022, and specifically in October and November, is represented in "Attachment B" to this staff report.

City staff continues to work with the contracted public relations firm, Ballantines PR LLC, to provide outreach services regarding the BBB Security Ambassador Program. This has included communicating the expansion of the program in West Hollywood to community members, tourists/visitors, and business owners; developing messaging such as who BBB is and what services they provide; distributing messaging via news and social media; creating digital and printed graphics and materials for mailing to further campaign awareness; and building awareness around the connection between the local Sheriff's Station and the BBB Security Ambassador Program. Most recently, City staff issued a press release on November 28, 2022, announcing the launch of a new and easy-to-remember toll-free phone number for its BBB Security Ambassador Program: (833) WEHO-BBB or (833) 934-6222 (Attachment C).

City staff meets with BBB on a bi-weekly basis and together with the West Hollywood Sheriff's Station monthly to discuss trends and problematic areas. BBB reports have also been revised to capture the full scope of services and work Security Ambassadors perform daily. This includes accounting for response times for calls for service when made to the West Hollywood Sheriff's Station and other agencies.

From January through November 2022, BBB personnel experienced an increase in calls for service (1,848) when compared to the same time last year (1,677). Hospitality assistance increased while unhoused community member contacts, business/manager contacts, and safety escorts decreased this review period when compared to 2021.

The residential patrol report for October and November 2022 reflects the West side of the City as the highest area for calls for service (51) and unhoused community member contacts (66) when compared to the East and Center City areas. However, hospitality assistance (136) reports the highest in the East side of the City followed by the West and Center City areas. Since the residential program's inception, only one call for service was made to the West Hollywood Sheriff's Station for assistance in the East side of the City.

Training

West Hollywood Sheriff's Station Deputies and BBB Security Ambassadors have attended sexual assault training through the UCLA Santa Monica Rape Treatment Center several times in October 2022 and most recently on November 15, 2022. In addition, West Hollywood Sheriff's Station Deputies were the first station in their department to go through the newly implemented LGBTQ Peace Officer Standards and Training course in September and October 2022.

Most recently on November 30, 2022, a public safety active shooter training was coordinated by the West Hollywood Sheriff's Station facilitated by the Federal Bureau of Investigation regarding the Pulse Nightclub Shooting. City staff from Community Safety, Code Enforcement, and Parking Enforcement along with West Hollywood Sheriff's Station

Deputies and BBB Security Ambassadors were in attendance.

Training for the new BBB Security Ambassadors will continue to include but are not limited to the following topics: Active Shooter; Cultural Diversity and Sensitivity; Missing Children; Protests and Demonstrations; Instructions for Administration of Narcan Nasal Spray; Mental Health First Aid; Business Contacts; Cold Weather Preparedness; Crossing the Street Safely; Eye and Face Protection; Giving Great Descriptions; Giving Directions; Radio Communications; Recruitment and Employee Referrals; Report Writing; Traumatic Situations; Uniform Appearance; and Emergency/Disaster Preparedness.

The above-mentioned trainings are provided as part of the onboarding process for new hires but continue on a bi-weekly basis every year, meaning once an employee completes, they must repeat the same training again once a year. The above-mentioned training also does not include any additional training as required by the City or those State-mandated trainings such as sexual harassment.

City staff will continue to work with the West Hollywood Sheriff's Station and BBB personnel to locate providers that can train in subjects unique to the West Hollywood community, such as LGBTQ, sexual assault, mental health, and active shooter trainings.

Community Academy

The West Hollywood Sheriff's Station facilitated a Community Academy at the City's West Hollywood Park Aquatic and Recreation Center intended to provide members of the public insight into their Department's policies/processes and Station operations to address and prevent crime. This was a six-week course that required participants to attend once a week for three hours. Eight community members graduated from the Community Academy on November 16, 2022.

Community Emergency Response Team (CERT)

The Los Angeles County Fire Department facilitated CERT in October 2022 at the City's West Hollywood Park Aquatic and Recreation Center. 22 community members completed the training which was a three-week commitment for eight hours. The City plans to continue to work with the Los Angeles County Fire Department in providing this training in the community at least once per year and is looking to offer the training again in Spring of next year.

Collaboration Between Social Services Outreach and Law Enforcement

Partnering Mental Health Clinicians with Deputies / MET, VMET, and The Tarzana Treatment Center

Over the last few years, the amount of sworn law enforcement personnel has decreased, however a City funded Mental Evaluation Teams (MET) was added, and funding for civilian security teams (Block by Block) and civilian social services outreach workers to assist persons experiencing homelessness have been increased.

MET includes a specialized Deputy and an LA County Department of Mental Health clinician and is part of the County of Los Angeles' future plans to reduce the jail

population. MET diverts clients away from jail in the field and at booking counters Countywide which supports the County's roadmap for change with emphasis on: "Care First, Jails Last." As such, in its 2020 report, the Alternatives to Incarceration (ATI) Workgroup recommended the County "substantially increase the number of co-response teams" (Recommendation #45). In its early report, the ATI Workgroup deferred to the Civilian Oversight Commission study with regard to the actual minimum number needed (60 teams).

The vast majority of individuals encountered by MET are diverted away from the criminal justice system. MET is uniquely involved in proactively seeking to divert even more arrestees away from jail with its newest initiative: "Intake Booking Diversion" (IBD) program. Whenever an arrestee is taken to a Sheriff's Station jail, and it is discovered the person suffers from mental illness, the MET Triage Desk must be notified. MET will then send a team (if available) to evaluate the individual for suitability of discontinuing the booking and instead allowing MET to transport the individual to a mental health and/or substance use treatment facility. MET has partnered with the Centers for Court Innovation who won a federal grant to act as the third-party researcher to evaluate the effectiveness of the new MET IBD program for possible replication elsewhere, potentially even nationwide, by other police agencies.

The West Hollywood MET team has forged effective partnerships with several of the City's contracted social services providers and the homeless services navigators at Cedars Sinai to strengthen the safety net for those West Hollywood community members who are experiencing mental health challenges, homelessness, or who are at risk for homelessness. The specially trained deputy sheriff and the DMH-licensed mental health clinician are trained to evaluate, and if necessary, authorized to initiate acute psychiatric holds, in accordance with the Welfare and Institutions Code (WIC), section 5150 or 5585. The MET unit provides housed and unhoused community members with mental health support, crisis intervention, and appropriate psychiatric placement, substance use treatment, and mental health linkages through the new initiative Outpatient Outreach Treatment (OTT) program when needed. In the last two years, the City of West Hollywood has benefitted from this locally serving MET unit, which allowed for rapid response to community members in crisis. Compared to the regional-serving County-operated MET units' average response time of 20 minutes, the West Hollywood MET unit averaged a response time of 13 minutes. Additionally, when the MET unit arrived on scene and patrol deputies had rendered the situation safe, the MET unit relieved an average of 3 Deputies and 1 Sergeant who could then return to the field and be available to respond to other incidents in West Hollywood. This local availability and rapid response led to measurable, positive impacts for the community. The contracted West Hollywood MET Team responded to 109 calls during January through November 2022 and evaluated 100 people experiencing a mental health crisis. Of these 100 individuals, 34 adults were involuntarily

hospitalized by MET to receive mental health treatment. The MET unit prevented the use of force in 4 interactions and reduced the use of force in 4 interactions between Sheriff's Deputies and community members; MET's interventions prevented civilian and deputy injuries in which each incident could have led to trauma, civil claims, lawsuits, disability leave and loss of administrative time. 14 West Hollywood constituents living with severe and persistent mental health illness were referred to a specialized County-funded intensive case management program 3 (RAMP) and 12 (OTT) to meet their underlying mental health needs and reduce reoccurrence of chronic calls for use of 911-level services.

The West Hollywood Sheriff's Station now has access to the services of "VMET". VMET is a new program of the Veterans Administration at the Federal Enclave and serves veterans who may be experiencing mental health issues. West Hollywood veterans are eligible to receive assistance from VMET and to be connected with the specialized services they need and deserve. VMET will coordinate with our Station's personnel, especially our MET team, to assist our veteran residents in need and hopefully help them find long term housing and care. The City's Strategic Initiatives and Social Services staff will work in partnership with MET, and now also VMET, as needed.

The West Hollywood Sheriff's Station has an MOU with Tarzana Treatment Center to provide opportunities for those charged with issues related to substance use to access substance use treatment/recovery programs at Tarzana. In addition to providing a needed service, this program creates a pathway for diversion from the criminal justice system. The Community Impact Team (COPPS and EPT) also conduct CARE Outreach Homeless Operations (Contact, Assist, Resources, Enforcement). Deputies from the teams conduct outreach to people experiencing homelessness in our community and offer resources and help.

Collaboration Between Social Services and Law Enforcement

The City of West Hollywood, through its Social Services Division, contracts with the following Homeless, Substance Use Treatment, Mental Health, LGBTQ+ and HIV/AIDS Services organizations to provide support and resources for the City's unhoused community members. As of October 2022, these organizations had completed the third and final year of the Social Services 2019-22 contract cycle. Service provision continued to be impacted as a result of maintaining compliance with L.A. County Department of Public Health (DPH) COVID-19 health and safety protocols.

Despite the challenges, teams from Ascencia, Step Up on Second, and the Los Angeles LGBT Center continued to conduct street outreach to unhoused community members, utilizing PPE and social distancing protocols. Case management and related programming also continued by phone, email, and virtual platforms whenever possible.

As access to vaccinations and boosters increased, so too has in-person case management and other needed services.

Step Up on Second - The City funds a dedicated West Hollywood Mobile Interdisciplinary Team (MIT) to provide specialized street-based services to chronically homeless community members, as well as those with substance use disorder and mental health conditions. Street outreach has continued through the pandemic. The WeHo-MIT includes a Licensed Clinical Social Worker (LCSW), a Licensed Vocational Nurse (LVN), a substance use counselor, a housing navigator, peer advocates, service coordinators, and a psychiatrist. Between July 1, 2022, and September 30, 2022 (the most recent time period for which data is available), Step Up on Second's MIT successfully assisted three West Hollywood community members in securing permanent housing.

The Los Angeles LGBT Center's Mental Health Services - The City funds the Mental Health Clinician outreach position to assist the homeless services outreach teams with critical outreach activities, including crisis intervention, counseling and support services, and linkage to The Center's substance use treatment programs. The primary objective is to connect unhoused community members who have mental health challenges with needed services. Between July 1, 2022, and September 30, 2022 (the most recent time period for which data is available), the Mental Health Clinician conducted 55 outreach encounters and completed 23 psycho-social assessments with unhoused community members.

The Los Angeles LGBT Center's Youth Services - City funding supports Outreach, Intake and Assessment, and Shelter (both emergency and transitional). Between July 1, 2022, and September 30, 2022 (the most recent time period for which data is available), the Center placed eight youth experiencing homelessness into stable housing.

Ascencia — City funding provides a dedicated street outreach team and access to up to ten shelter beds. Between July 1, 2022, and September 30, 2022 (the most recent time period for which data is available), Ascencia successfully placed three community members into housing.

APLA Health – The HIV Specialist accompanies the City's contracted street outreach teams in engaging homeless community members living with or at-risk for HIV. Between July 1, 2022, and September 30, 2022 (the most recent time period for which data is available), the HIV Specialist had conducted 42 outreach contacts and successfully completed nine Intakes and Assessments.

Tarzana Treatment Centers (TTC) – TTC has a MOU and works with the Sheriff's Department to provide opportunities for individuals charged with issues related to substance use to access treatment/recovery programs at TTC. Tarzana Treatment Center Outreach staff regularly conducts outreach with Homeless Services organizations

and independently. Outreach staff distribute City provided supplies to community members while engaging to talk about substance use and treatment. Agency staff also continue to work with other Social Service providers to ensure that West Hollywood community members have access to treatment services and participate in Being Alive's syringe services program.

In response to better serve the needs of unhoused transgender community members living with HIV, the City began a contract with TransLatin@ Coalition in October 2019. Between July 1, 2022, and September 30, 2022 (the most recent time period for which data is available), the TransLatin@ Coalition has conducted 101 outreach contacts and 12 transgender and non-binary community members have received Peer Case Management services.

The Social Services Division completed its 2022-25 Social Services Request for Funding Process (RFP) this year. As a result of that process, the City is now contracting with Healthcare in Action, a "street medicine" team offering medical, mental health, and substance use care for unhoused West Hollywood community members. The program is available seven days a week from 7 A.M. – 7 P.M. and can be utilized by City officials, community organizations, law enforcement and other public safety personnel. Services include assessment and treatment for medical, mental health and addiction conditions including medications, counseling, and other standard medical care services.

Finally, the City's Strategic Initiatives Division has coordinated the purchase and distribution of personal protective equipment (PPE) and emergency supplies to our agencies and the Sheriff's (COPPS, MET, etc.) for people experiencing homelessness in West Hollywood. These items were purchased from the City's allocation of Westside Cities COG/Measure H funds as well as donations to the "Real Change" parking meter program.

Los Angeles County Fire Department

The City of West Hollywood is primarily served by Los Angeles County Fire Stations 7 and 8.

From January through November 2022, fire personnel responded to 6,855 total calls. Of these, 5,094 were for emergency medical calls (74% of all calls). In addition, there were 113 total fires, 8 of which were vehicle fires, and 20 were building fires. The remaining 85 fires were a combination of outside rubbish fires, tree fires, dumpster fires, dryer fires, or cooking fires, all of which caused no financial damage or injuries. The total fire loss during this period was \$1,170,665 in property damage and \$147,850 in contents damage.

Neighborhood and Business Safety

The City's Neighborhood and Business Safety Division (NBS) works with residents and businesses, Public Safety personnel, the West Hollywood Sheriff's Station and other partnering agencies in order to protect the public health and safety in the community. By means of information, education, and the Administrative Remedies program, NBS staff enforces the City's Municipal Code. NBS also oversees the City's Animal Care and Control services contract and administers the regulatory Business License Program and other permitting processes.

NBS and West Hollywood Sheriff's Station personnel continue to work in partnership to promote neighborhood livability and address the various quality of life issues that regularly impact the West Hollywood community, including but limited to, impacts from noise, commercial operations, vacant properties, vacation rentals, construction, anti-scavenging, dogs off leash, and illegal vending. Impacts from commercial establishments are addressed proactively by Code Enforcement and Sheriff's personnel who actively patrol every night and work in collaboration with the California Department of Alcoholic Beverage Control to educate businesses and prevent alcohol related issues from occurring.

Community and Holiday Safety

On December 5, 2022, the City issued a press release (Attachment D) and followed up the day after by hosting a news conference. These news releases were intended not only to remind visitors and community members to be alert and mindful as they go about their holiday activities to prevent crimes of opportunity but to share the public safety plan in response to the deadly mass shooting that occurred last month at an LGBTQ nightclub, Club Q, in Colorado Springs, Colorado.

The public safety plan expands patrols and personnel within the Rainbow District by the West Hollywood Sheriff's Station and City's Block by Block Security Ambassador Program. The West Hollywood Sheriff's Station has also added a Holiday Community Safety Patrol to proactively prevent crime during the Holiday Season and the City's Special Law Enforcement Teams, which include the Community Oriented Policing and Problem Solving Team during the day and the Entertainment Policing Team at night, are proactively patrolling the community to ensure the safety of all residents, businesses, and visitors to West Hollywood. In addition, regular foot beats through our Supplemental Law Enforcement Program are occurring throughout the City on different days and times, with a focus on community engagement and high-visibility proactive crime prevention.

A meeting with the West Hollywood business community is being scheduled in December to increase awareness that focuses not only on Holiday Safety but to re-introduce the

City's "Best Safety Practices for Nightlife Establishments Manual". This manual was put together by the City in the past and serves as a guide for owners and managers of bars, lounges, and nightclubs in maintaining safe and secure establishments. The manual is available for viewing and can be downloaded on the City's Community Safety Department webpage: www.weho.org/home/showpublisheddocument/32877/636342542456100000.

An Active Shooter Training for nightlife establishments is also be coordinated in the coming weeks by the City's Community Safety Department, in coordination with our West Hollywood Sheriff's Station and Los Angeles County Fire Department partners.

The City and its public safety partners reminds everyone if you see something say something, and immediately contact the West Hollywood Sheriff's Station at (310) 855-8850 or, in an emergency, call 911. The West Hollywood Sheriff's Station operates and responds to calls seven days a week 24 hours a day.

CONFORMANCE WITH VISION 2020 AND THE GOALS OF THE WEST HOLLYWOOD GENERAL PLAN:

This item is consistent with the Primary Strategic Goal(s) (PSG) and/or Ongoing Strategic Program(s) (OSP) of:

- PSG-1: Maintain the City's Unique Urban Balance with Emphasis on Residential Neighborhood Livability.
- OSP-7: Collaborative Public Safety.

In addition, this item is compliant with the following goal(s) of the West Hollywood General Plan:

- SN-7: Utilize law enforcement, fire protection and emergency medical services in a proactive and preventative way.
- SN-8: Provide public safety services in a manner that reflects and is sensitive to the characteristics and needs of the West Hollywood community.

EVALUATION PROCESSES:

Staff will continue to work with the community and the Public Safety Commission to evaluate and make policy recommendations to City Council regarding public safety resources.

ENVIRONMENTAL SUSTAINABILITY AND HEALTH:

City staff will work with relevant vendors and contracted agencies to ensure that resources procured are environmentally friendly whenever possible.

COMMUNITY ENGAGEMENT:

The Public Safety Commission meets monthly and provides the community an opportunity to provide input on public safety related services.

OFFICE OF PRIMARY RESPONSIBILITY:

COMMUNITY SAFETY DEPARTMENT / PUBLIC SAFETY - ADMINISTRATION

FISCAL IMPACT:

There is no fiscal impact at this time.

ATTACHMENTS:

Attachment A - Appendix

Appendix 1A – Sheriff’s Station Overview

Appendix 1B – Community Impact Team (CIT)

Appendix 1C – Detective Bureau

Appendix 1D – Traffic Division

Appendix 1E – Youth Programs

Appendix 1F – Narcotics Bureau

Appendix 1G - Volunteers

Appendix 1H – Alleged Drink Spiking Report

Appendix 1I – City Trend Graphs of Sheriff’s Crime Report

Appendix 2 – Los Angeles County Fire Department

Appendix 3 – Neighborhood and Business Safety Division

Attachment B – Block by Block Report

Attachment C - November 28, 2022 Block by Block Press Release

Attachment D - December 5, 2022 Holiday Safety Press Release

APPENDIX 1A - Sheriff's Station Overview

West Hollywood Sheriff's Station

Part 1 Crime increased 55% for January through November 2022 versus January through November 2021. Total Theft (Grand Theft, Petty Theft, and Vehicle Burglary) accounted for 68% of all Part 1 Crime. Part 1 Crime totals for 2021, especially the first six months of 2021, were impacted by pandemic related closures, so comparing this year's more robust numbers with 2021 produces significant percentage increases for several categories of crime. For reference purposes, the January – November Part 1 crime numbers for 2018 and 2019 averaged 2,122 incidents.

In the West District, there was a 92% increase in Part 1 Crime. This spike was caused by huge increases in pickpockets at nightclubs by Organized Theft Groups (OTG) from South America. The OTG's target intoxicated patrons inside nightclubs and on sidewalks near their entrances. The groups work in teams of three and hand the stolen phone off to accomplices immediately after the theft occurs. Vehicle Burglaries (+114%) also impacted the West District as parking lots on Sunset Blvd were repeatedly targeted for window smash vehicle burglaries with property visible inside the car. The West District, with 1,473 Part 1 Crimes, accounted for 61% of all Part 1 Crime in the City.

The City Center saw a more modest 11% increase in Part 1 Crimes. Vehicle Burglaries (+121%) saw the biggest jump and really fueled the increase for the entire City Center. With 451 Part 1 Crimes, the City Center accounted for 18% of all Part 1 Crime in the City.

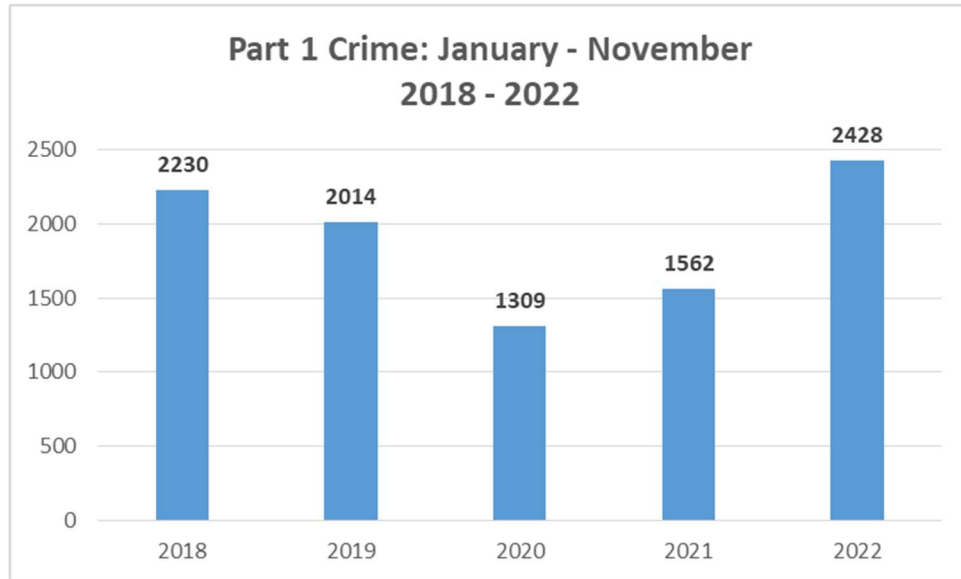
In the East District, Part 1 Crime increased +31% when compared to the same time period in 2021. Total Robberies (+52%) and Petty Thefts (+61%) increased sharply, but there were increases in almost every crime category. In terms of overall citywide crime, the East District accounts for 21% of all Part 1 Crime.

From January through November 2022, 303 homeless persons were arrested. These figures refer only to individuals arrested and do not take into account that many of these individuals were arrested multiple times during this time frame. It's also worth noting that 29% (49 of 170) of all Aggravated Assaults involved a transient suspect.

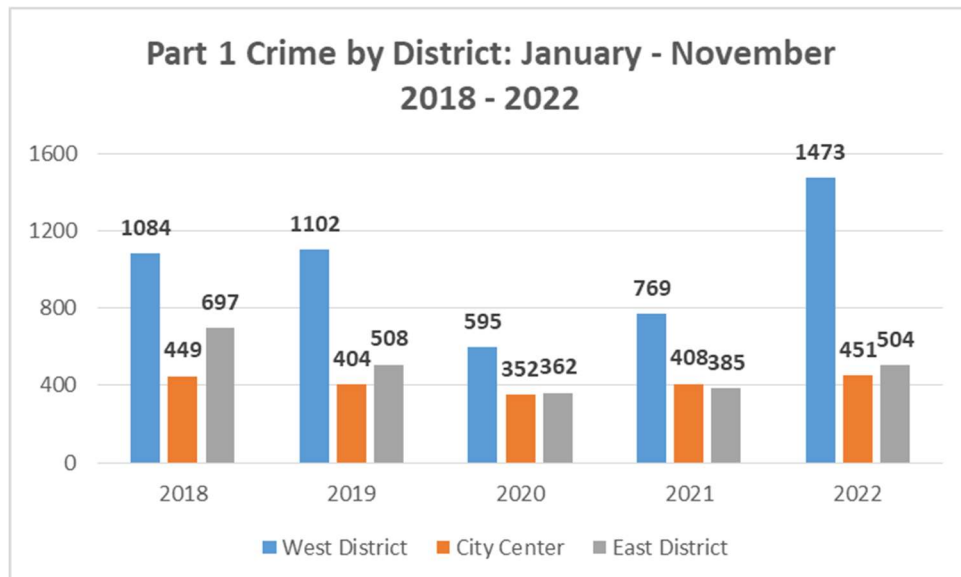
The following pages summarize crime statistics and station activity primarily for January through June of 2022.

Part 1 Crime

The following chart depicts Part 1 Crime for the months of January - November for the last five years. Part 1 Crime includes Homicide, Rape, Assaults, Robbery, Burglary, Theft, and Arson.



The following chart depicts the number of Part 1 Crimes for the months of January - November for the last five years, broken down by district. The three districts are: West District (West of La Cienega), City Center (La Cienega to Fairfax), and East District (East of Fairfax).



Citywide, Part 1 Crime increased +55% when compared to the same time period last year. This spike in overall Part 1 Crime can be attributed to substantial increases in Grand Theft pickpocketing from clubs and Vehicle Burglaries.

Part I Crime - Whole City	January - November 2021	January - November 2022	% Change
Homicide	2	0	-100.00%
Rape	24	20	-16.67%
Assault, Aggravated	136	170	25.00%
Robbery Total	101	116	14.85%
-Robbery, Armed	54	57	5.56%
-Robbery, Strong Arm	47	59	25.53%
Burglary Total	279	295	5.73%
-Burglary, Residence	62	82	32.26%
-Burglary, Other	217	213	-1.84%
Theft Total	864	1643	90.16%
-Grand Theft	309	639	106.80%
-Vehicle Burglary	202	398	97.03%
-Locker Burglary	4	1	-75.00%
-Petty Theft	349	605	73.35%
Grand Theft Auto	141	166	17.73%
Arson	15	18	20.00%
Total	1562	2428	55.44%

Looking at the three areas of the City separately, Part 1 Crime in the West District increased +92% when comparing January – November 2021 to January – November 2022. Grand Theft, which increased (+166%) due to pickpockets at clubs, showed the biggest increase.

Part I Crime - West District	January - November 2021	January - November 2022	% Change
Homicide	1	0	-100.00%
Rape	12	11	-8.33%
Assault, Aggravated	69	103	49.28%
Robbery Total	47	58	23.40%
-Robbery, Armed	23	26	13.04%
-Robbery, Strong Arm	24	32	33.33%
Burglary Total	117	139	18.80%
-Burglary, Residence	22	43	95.45%
-Burglary, Other	95	96	1.05%
Theft Total	463	1074	131.97%
-Grand Theft	184	490	166.30%
-Vehicle Burglary	108	232	114.81%
-Locker Burglary	4	0	-100.00%
-Petty Theft	167	352	110.78%
Grand Theft Auto	55	81	47.27%
Arson	5	7	40.00%
Total	769	1473	91.55%

The City Center had a (+11%) increase in Part 1 Crime when compared to the same time period last year. A sharp rise in Vehicle Burglaries (+121%) was the primary cause.

Part I Crime - City Center	January - November 2021	January - November 2022	% Change
Homicide	0	0	N/C
Rape	8	5	-37.50%
Assault, Aggravated	32	30	-6.25%
Robbery Total	29	20	-31.03%
-Robbery, Armed	16	9	-43.75%
-Robbery, Strong Arm	13	11	-15.38%
Burglary Total	106	82	-22.64%
-Burglary, Residence	16	13	-18.75%
-Burglary, Other	90	69	-23.33%
Theft Total	193	267	38.34%
-Grand Theft	67	73	8.96%
-Vehicle Burglary	52	115	121.15%
-Locker Burglary	0	0	N/C
-Petty Theft	74	79	6.76%
Grand Theft Auto	38	39	2.63%
Arson	2	8	300.000%
Total	408	451	10.54%

*N/C = not calculable

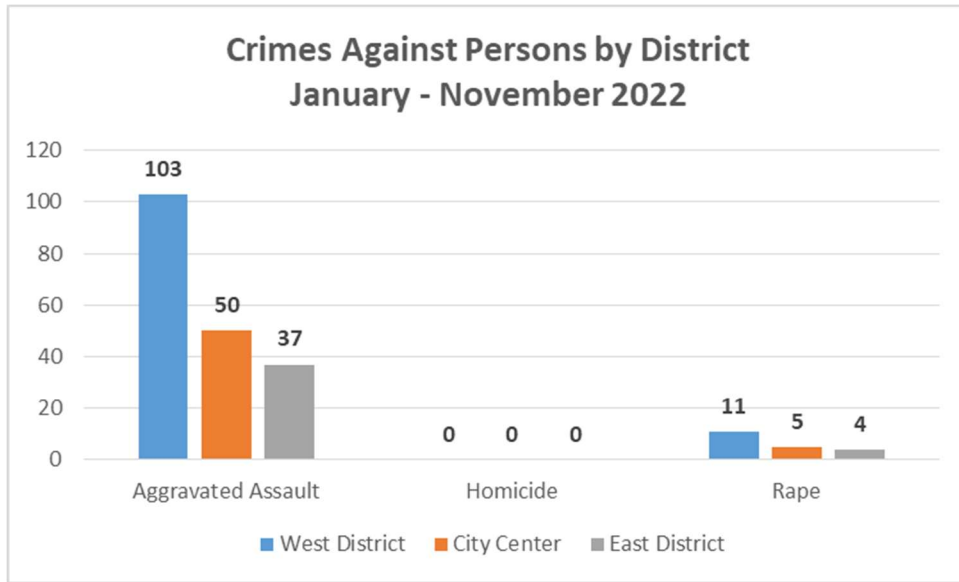
The East District had a (+31%) increase in Part 1 Crime when compared to the same time period last year. Total Theft increased (+45%).

Part I Crime - East District	January - November 2021	January - November 2022	% Change
Homicide	1	0	-100.00%
Rape	4	4	0.00%
Assault, Aggravated	35	37	5.71%
Robbery Total	25	38	52.00%
-Robbery, Armed	15	22	46.67%
-Robbery, Strong Arm	10	16	60.00%
Burglary Total	56	74	32.14%
-Burglary, Residence	24	26	8.33%
-Burglary, Other	32	48	50.00%
Theft Total	208	302	45.19%
-Grand Theft	58	76	31.03%
-Vehicle Burglary	42	51	21.43%
-Locker Burglary	0	1	N/C
-Petty Theft	108	174	61.11%
Grand Theft Auto	48	46	-4.17%
Arson	8	3	-62.50%
Total	385	504	30.91%

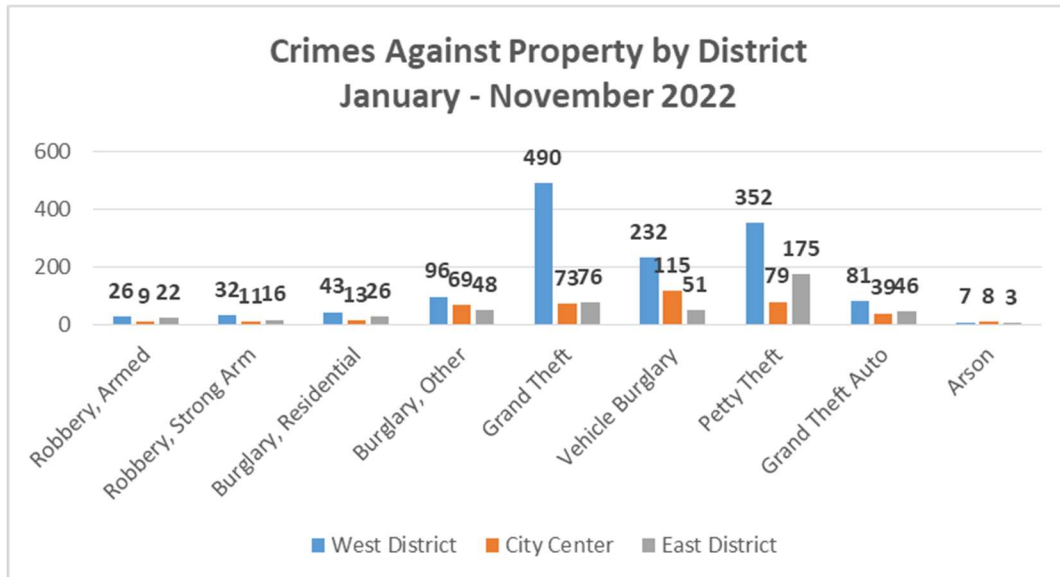
*N/C = not calculable

ATTACHMENT A

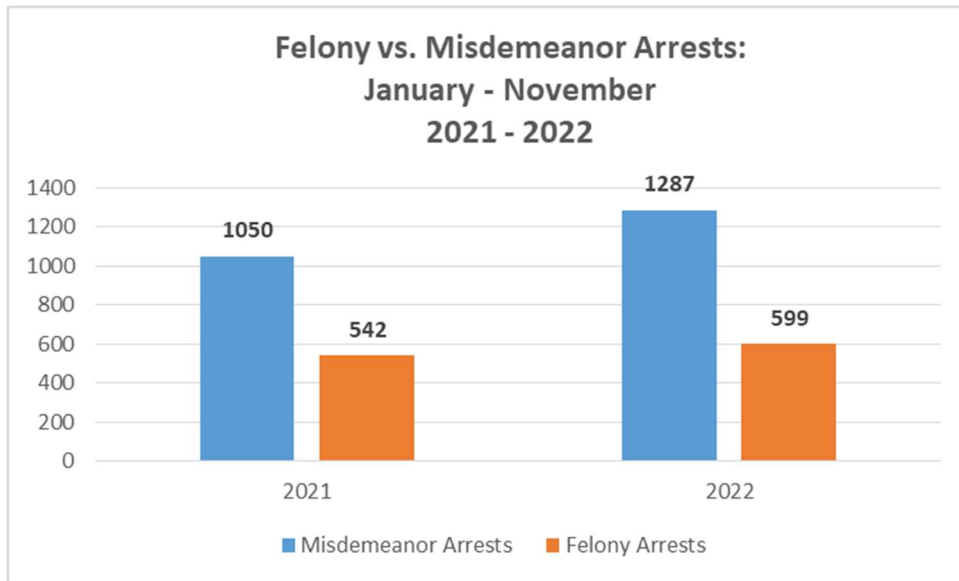
The following chart depicts crimes against persons, broken down by district, for January - November 2022.



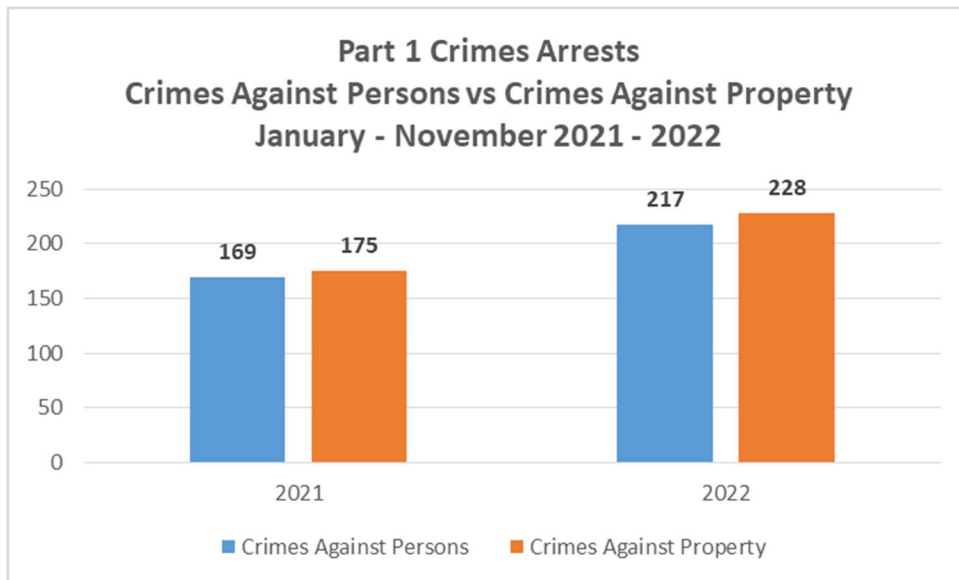
The following chart depicts crimes against property, broken down by district, for January - November 2022.



The following chart depicts the number of Part 1 Crime arrests for felonies versus misdemeanors for January - November of the last two years.

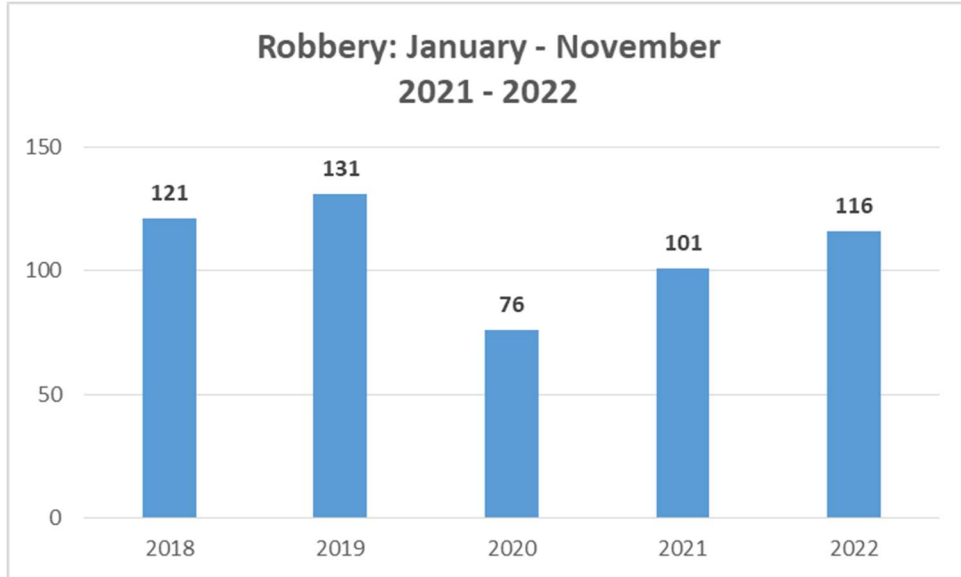


The following chart depicts the number of Part 1 Crime arrests for Crimes against Persons (i.e., Homicide, Rape, and Aggravated Assaults) versus those for Crimes against Property (i.e., Robbery, Burglary, Grand Theft, Petty Theft, Grand Theft Auto and Arson) for January - June of the last two years.

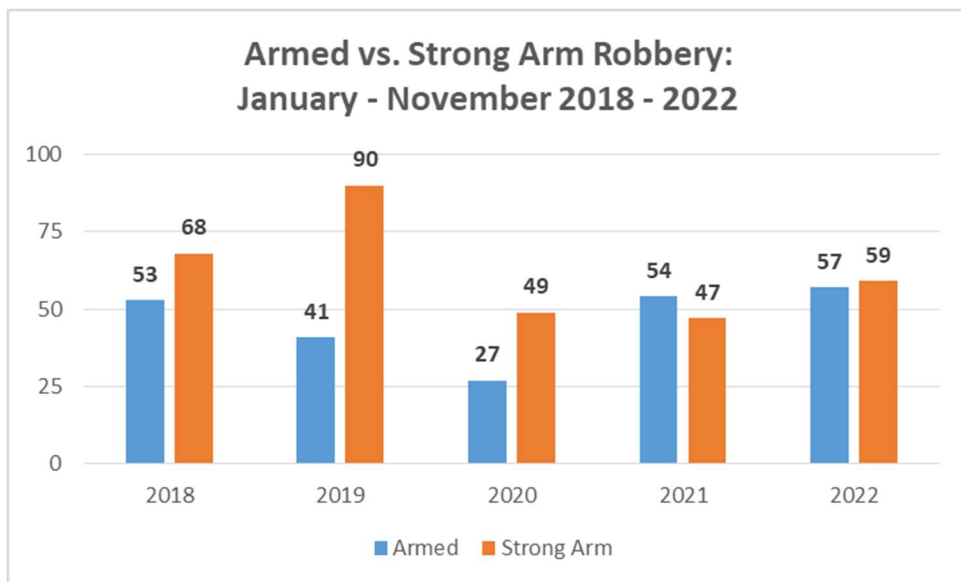


Robbery

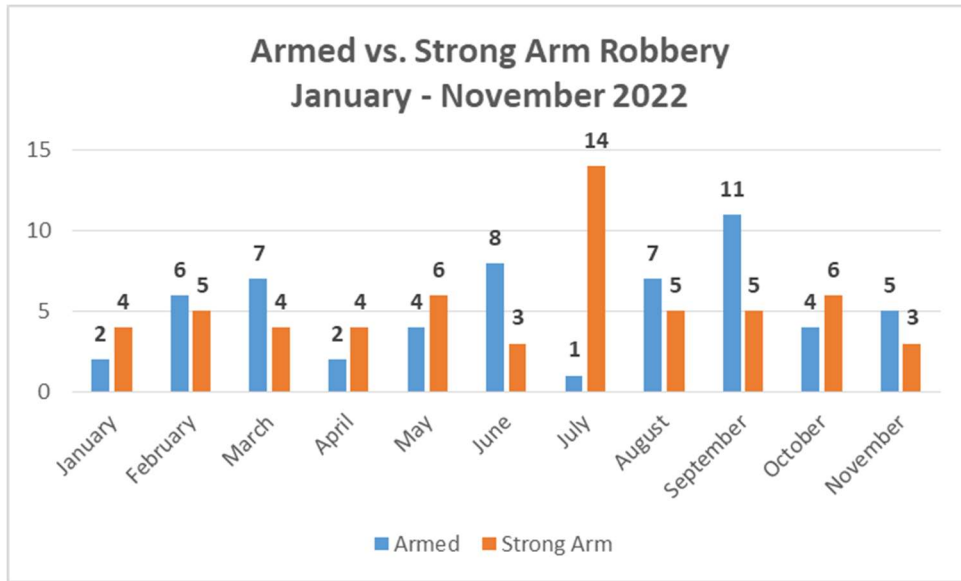
The following chart compares the number of Robberies during January - November for the last five years.



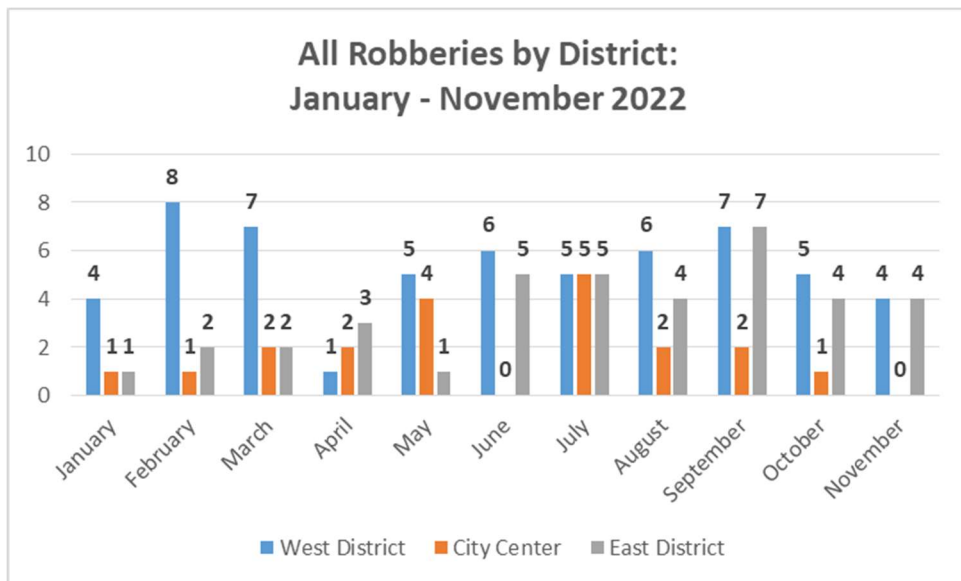
The following chart compares the number of Armed Robberies vs. Strong Arm Robberies during January - November for the last five years.



The following chart compares the number of Armed Robberies vs. Strong Arm Robberies during the months of January - November 2022.

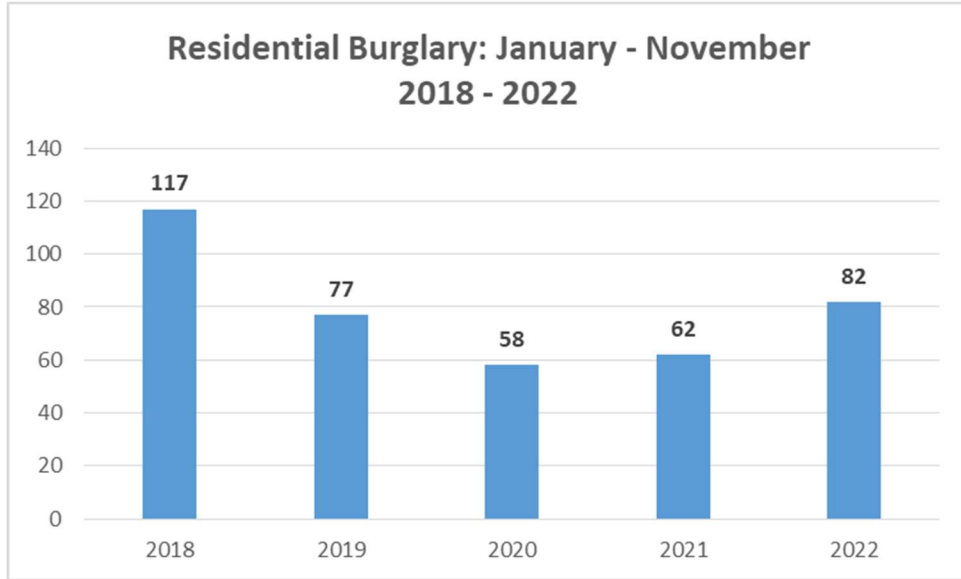


The following chart compares the number of Robberies by district for the months of January - November 2022.

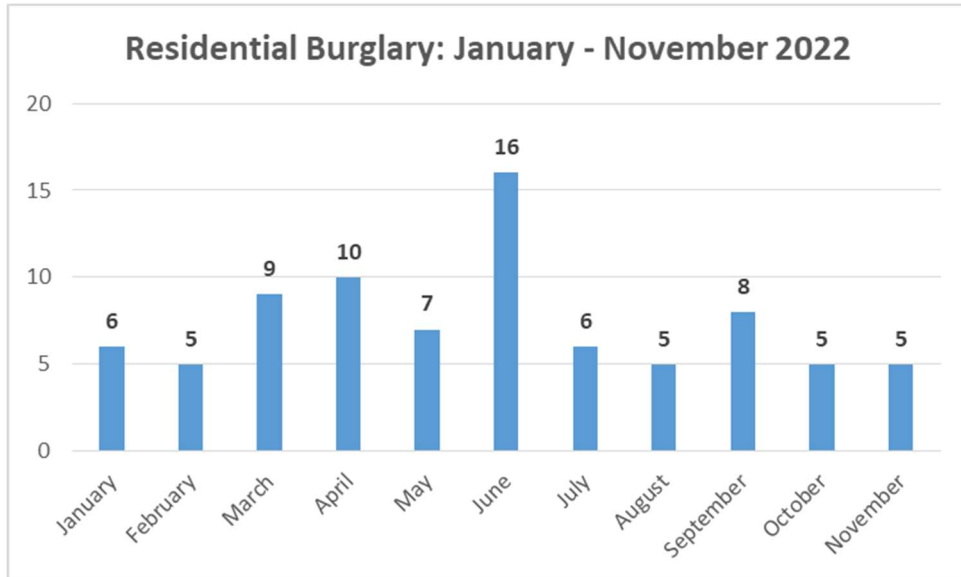


Residential Burglary

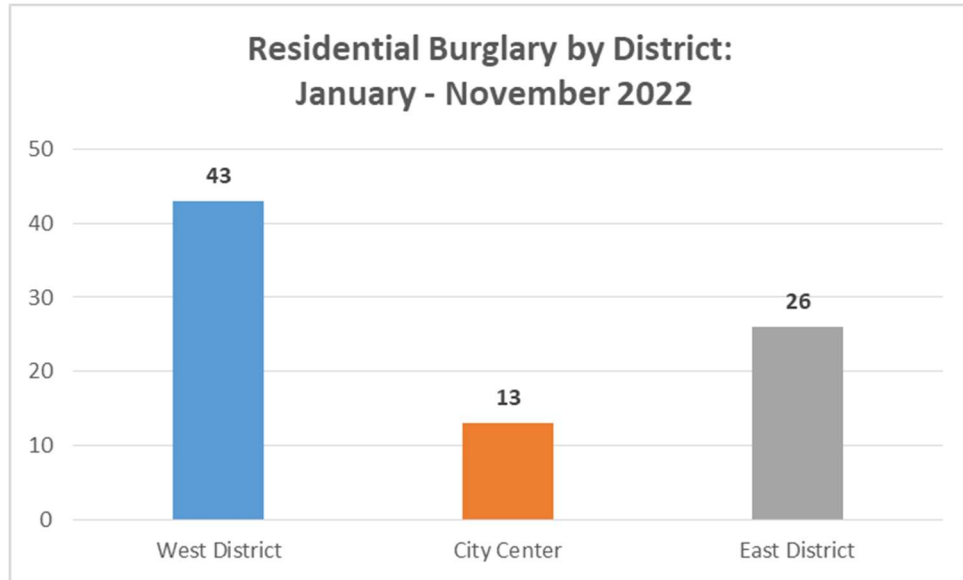
The following chart compares the number of Residential Burglaries during January - November for the last five years.



The following chart shows Residential Burglaries by month for January - November 2022.

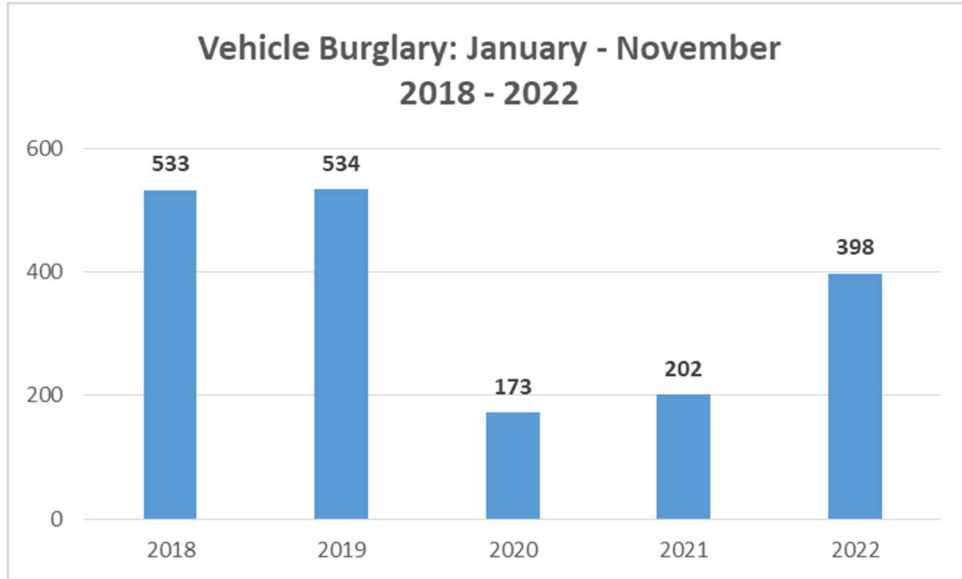


The following chart compares the number of Residential Burglaries by district for January - November 2022.

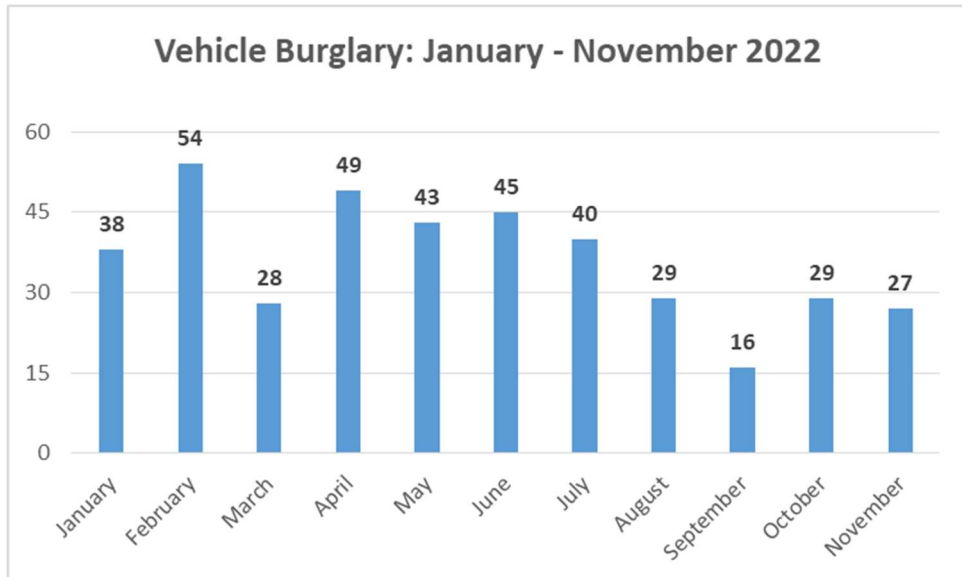


Vehicle Burglary

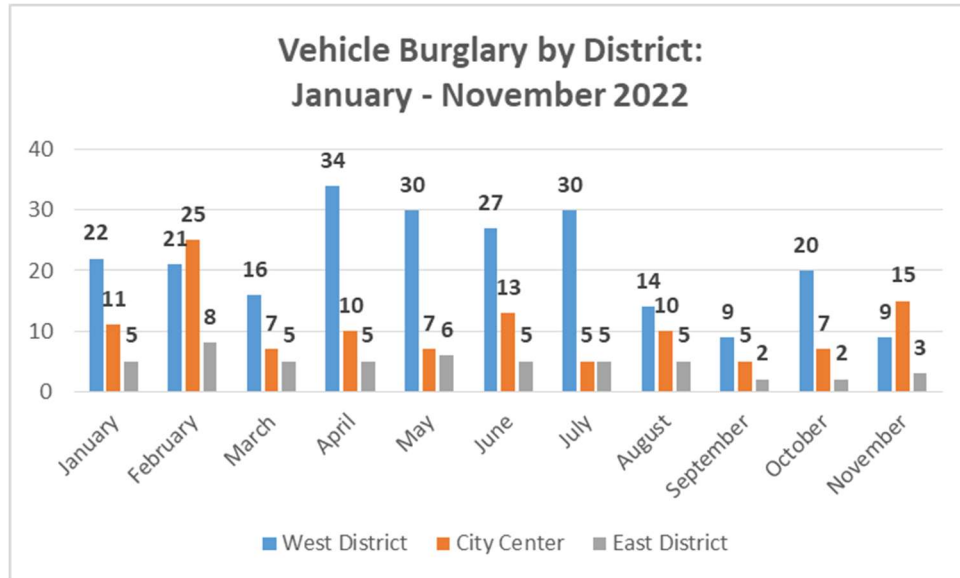
The following chart compares Vehicle Burglaries during January - November for the last five years.



The following chart shows Vehicle Burglaries by month for January - November 2022.

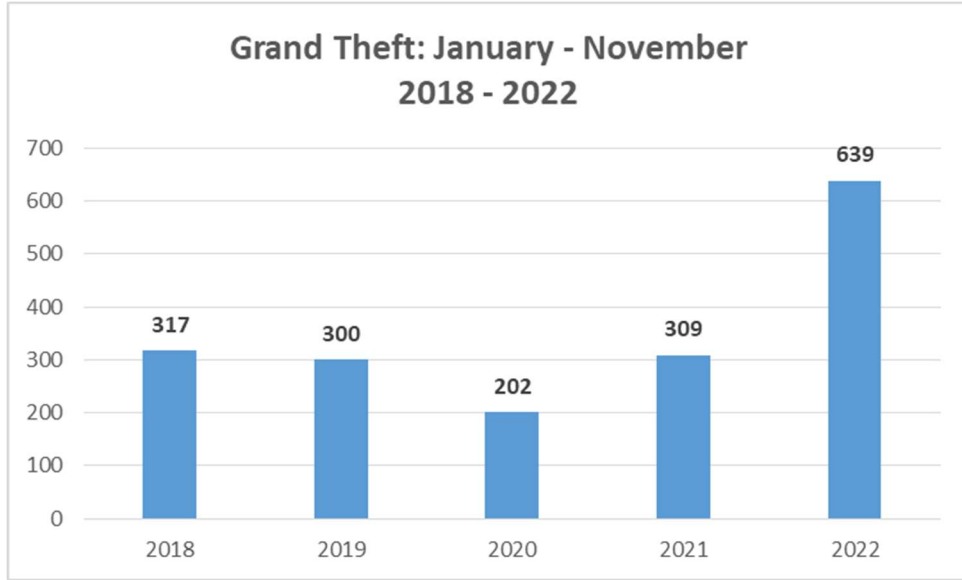


The following chart shows Vehicle Burglaries by month and district for January - November 2022.

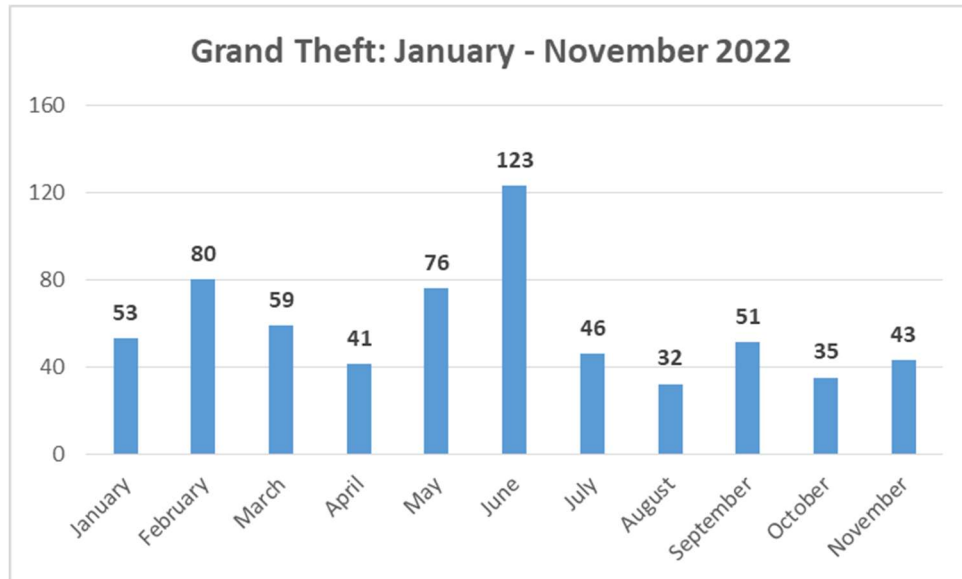


Grand Theft

The following chart compares Grand Thefts for January - November for the past five years.

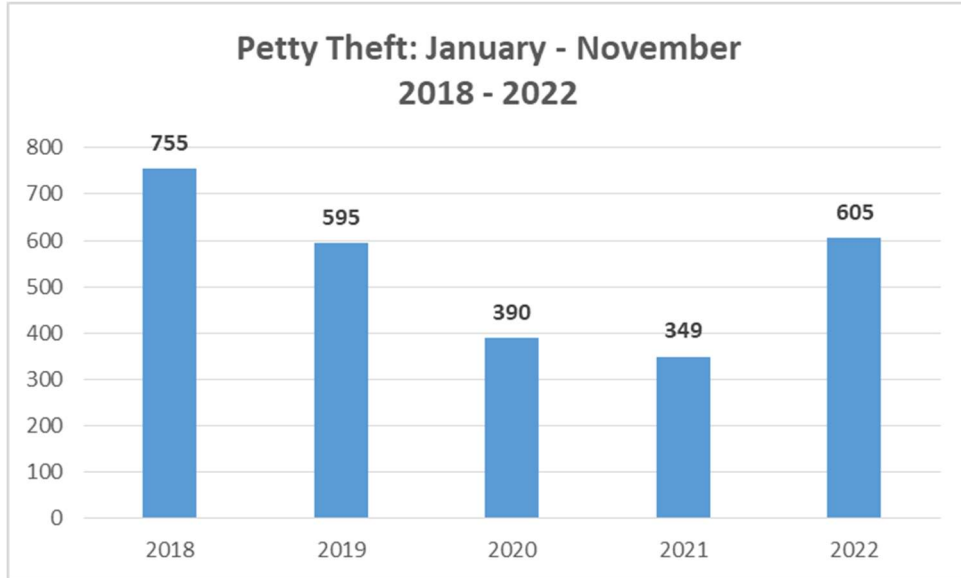


The following chart shows Grand Theft by month for January - November 2022.

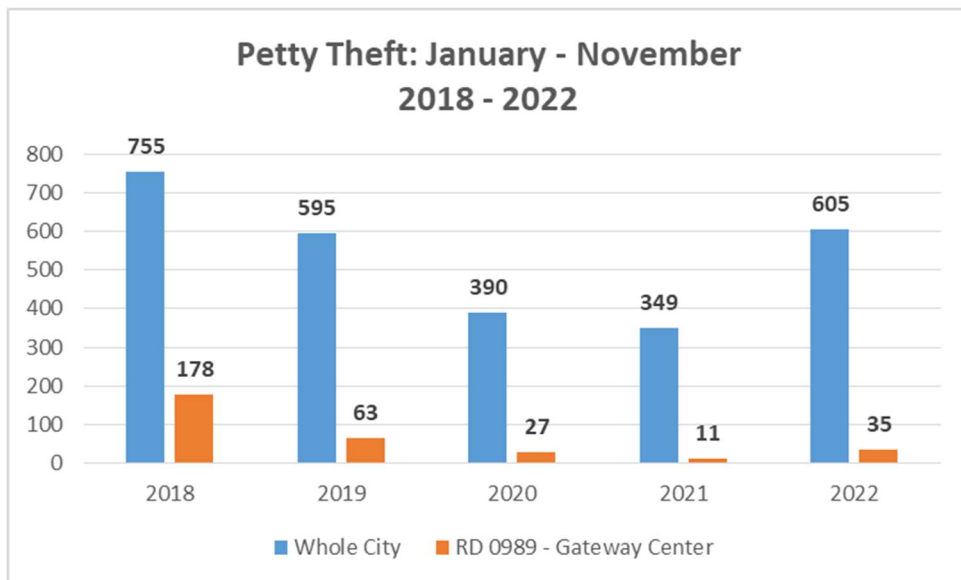


Petty Theft

The following chart compares Petty Thefts during January - November for the last five years.

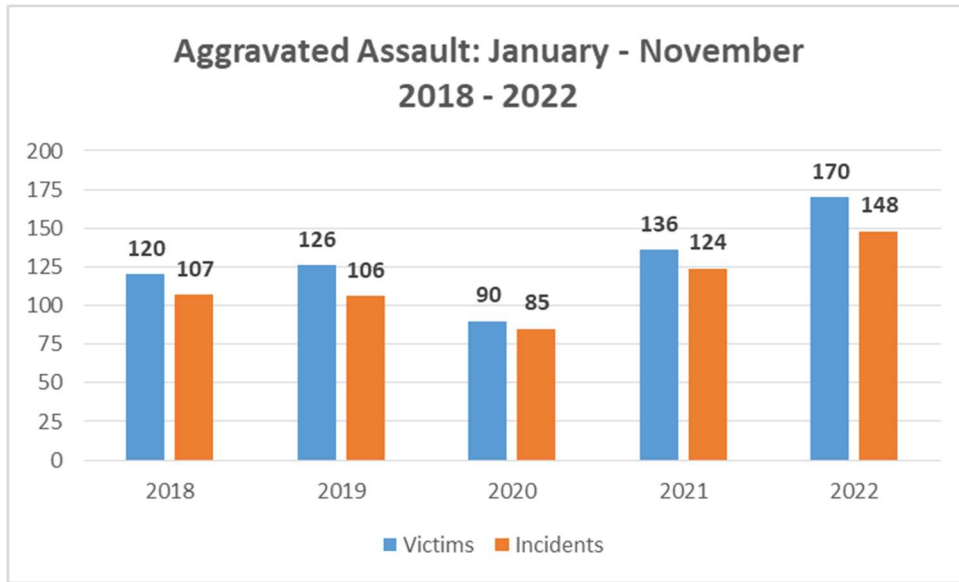


The following chart compares Petty Thefts over the last five years for the entire City vs. Petty Thefts for Reporting District 0989 (Gateway Center) only.



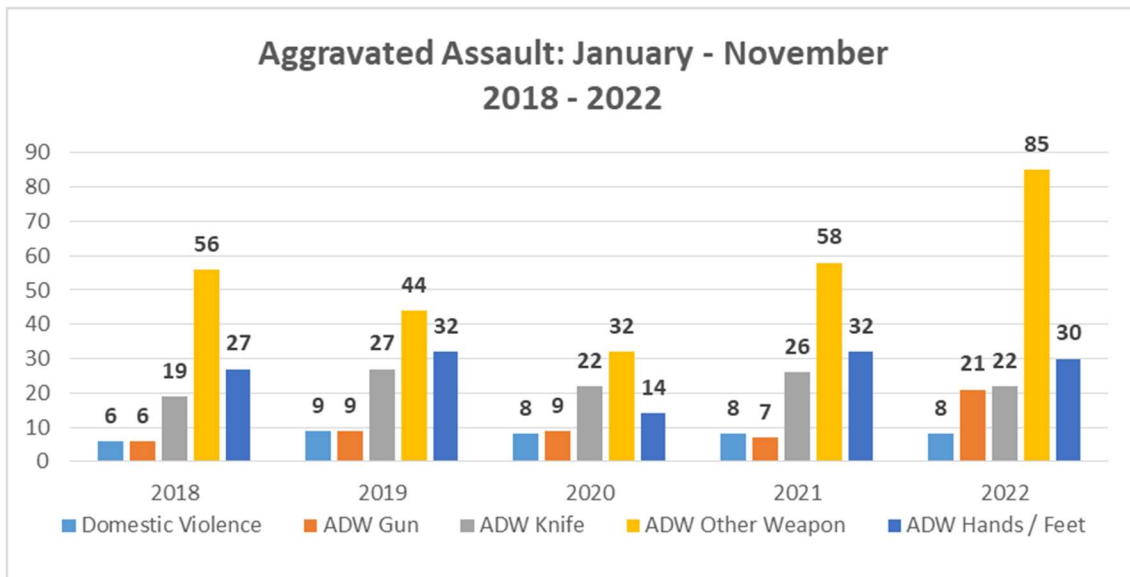
Aggravated Assaults

The following chart shows the number of Aggravated Assaults during January - November for the last five years. Aggravated Assaults are counted by victim (not incident) per Uniform Crime Reporting guidelines.



* Includes Aggravated Assaults against Police Officers and Child Assaults.

The following chart shows Aggravated Assaults isolated by category for January - November for the last five years.



* Aggravated Assaults against Police Officers and Child Assaults are not depicted.

The following chart shows Domestic Violence Incidents broken down by gender for January - November 2022. It should be noted, the Male - Female category does not denote a male suspect and female victim.

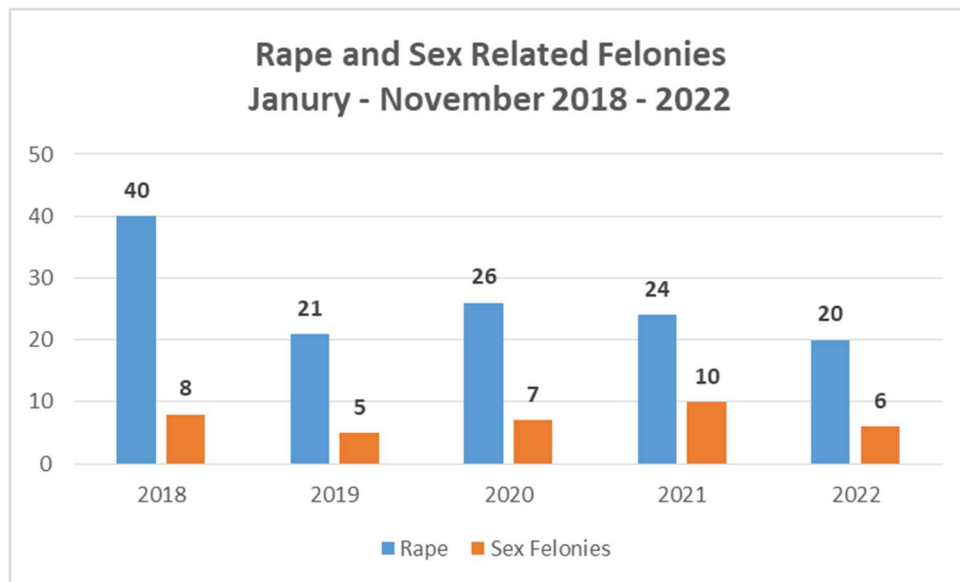
2022 (01/01 - 11/30) DV Incidents	Female - Female	Male - Female	Male - Male	Total	2021 Total	% Change
Criminal DV Incidents	9	80	47	136	101	34.65%
Assault, Aggravated	0	5	3	8	8	0.00%
Assault, Non-Aggravated	9	75	44	128	93	37.63%
Non-Criminal DV Incidents	0	11	1	7	7	0.00%
Total	9	91	48	143	108	32.41%

Assault - Aggravated: This category includes assaults by one person upon another for the purpose of inflicting severe or aggravated bodily injury (broken bones, internal injuries, or injuries requiring stitches).

Assault - Non Aggravated: This category includes all assaults which involve the use of a personal weapon (such as hands, fist, or feet) and in which there were no serious or aggravated injuries to the victim.

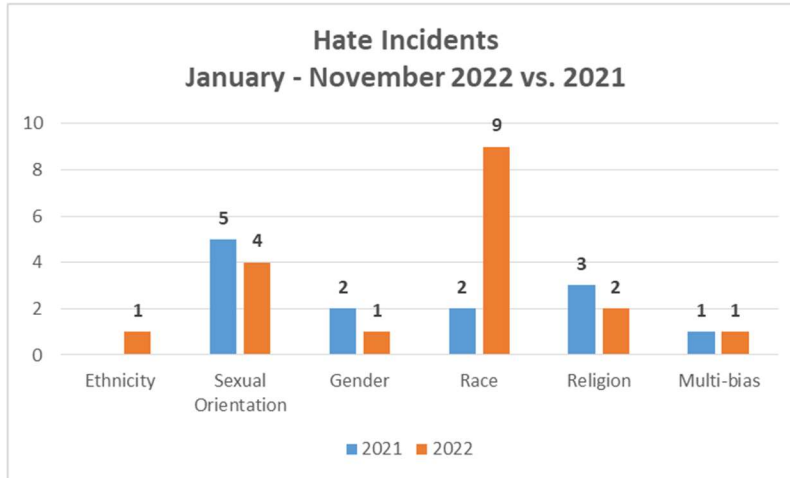
Rape & Sex Related Felonies

The following chart compares Rape and Sex Related Felonies from January - November for the last five years.

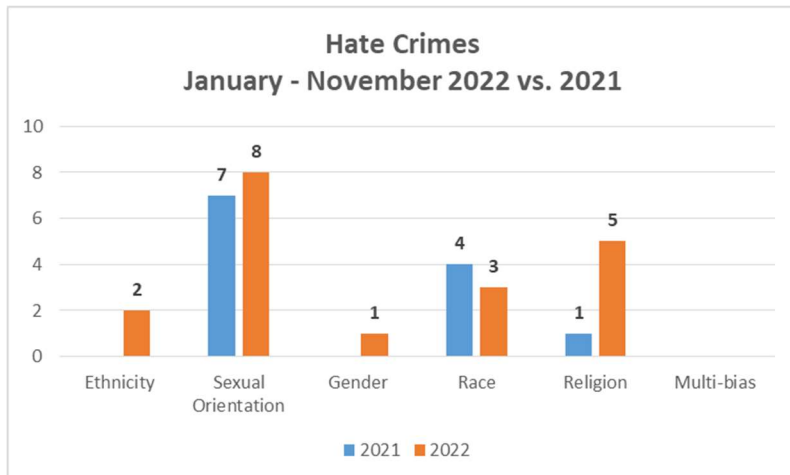


Hate Incidents & Hate Crimes

The following chart depicts the number of Hate Incidents for January – November of the last two years. A Hate “**Incident**” is any non-criminal act, including words, directed at a person or group, and motivated by a bias against that person or group, based on race, religion, ethnicity, sexual orientation, gender or disability. Hate incidents include, but are not limited to an utterance of epithets, distribution of hate materials in public places, posting of hate materials without causing property damage, and the display of offensive materials on one’s own property.



The following chart depicts the number of Hate Crimes for January – November of the last two years. A Hate “**Crime**” is any criminal act or attempted act directed toward (1) a person or group, motivated by bias against that person or group’s (actual or perceived) race, religion, ethnicity, sexual orientation, gender (including trans-gender) or disability (including mental), or a person’s association with any of the aforementioned protected groups or (2) a public agency or private institution, motivated by the fact that the agency or institution is identified or associated with an identifiable protected characteristic (i.e., race, religion, ethnicity, sexual orientation, gender or disability).



The following is a list of Part II Crimes for January – November 2022.

PART II CRIME (January - November)	2021	2022	% CHANGE
FORGERY	38	34	-10.53%
FRAUD	128	232	81.25%
IDENTITY THEFT	3	6	100.00%
SEX OFFENSES - FELONIES	10	6	-40.00%
SEX OFFENSES - MISDEMEANOR	31	45	45.16%
ASSAULT, NON-AGGRAVATED	203	258	27.09%
DOMESTIC ASSAULT, NON-AGGRAVATED	93	128	37.63%
ASSAULT ON PEACE OFFICER	21	20	-4.76%
WEAPON LAWS	42	46	9.52%
DEFRAUDING INN KEEPER	12	11	-8.33%
OFFENSES AGAINST FAMILY	3	8	166.67%
FELONY SALE CONTROLLED SUBSTANCE	12	13	8.33%
UNDER THE INFLUENCE OF NARCOTIC	26	56	115.38%
FELONY POSSESSION CONTROLLED SUBSTANCE	3	7	133.33%
MISDEMEANOR POSSESSION CONTROLLED SUBSTANCE	56	95	69.64%
FOUND NARCOTICS	10	11	10.00%
LIQUOR LAWS	0	1	N/C
DRUNK	53	90	69.81%
DISORDERLY CONDUCT	20	21	5.00%
VAGRANCY	0	0	N/C
GAMBLING	0	0	N/C
DRUNK DRIVING	68	96	41.18%
VEHICLE LAWS - MISDEMEANOR HIT AND RUN	268	338	26.12%
VEHICLE LAWS - FELONY HIT AND RUN	12	32	166.67%
VEHICLE / BOATING LAWS FELONY	7	9	28.57%
VEHICLE / BOATING LAWS MISDEMEANOR	237	262	10.55%
VANDALISM - MISDEMEANOR	55	67	21.82%
VANDALISM - FELONY	205	223	8.78%
VANDALISM - GRAFFITI / TAGGING	8	11	37.50%
RECEIVING STOLEN PROPERTY	2	3	50.00%
FEDERAL OFFENSES	5	7	40.00%
FELONIES - MISCELLANEOUS	63	69	9.52%
MISDEMEANORS, MISCELLANEOUS: TRESPASSING	53	54	1.89%
MISDEMEANORS, MISCELLANEOUS: ALL OTHERS	79	140	77.22%
TOTAL	1826	2399	31.38%

APPENDIX 1B – Community Impact Team (CIT)

The Community Impact Team (CIT) includes the Community Oriented Policing and Problem Solving (COPPS) Team and the Entertainment Policing Team (EPT). The CIT is led by supervisors, Lieutenant Fanny Lapkin and Sergeant Michael Yost. The CIT collectively manages community concerns and promotes crime prevention through a variety of intervention and enforcement techniques. Team members work with personnel from the City's Neighborhood and Business Safety Division, Animal Control, Human Services and Rent Stabilization Department, and many other City staff to address quality of life concerns.

The Entertainment Policing Team continues its work on Sunset Boulevard, Santa Monica Boulevard, and Robertson Boulevard. Entertainment Policing deputies primarily focus on "entertainment" and "alcohol" related law enforcement issues in the City. On a nightly basis, they actively patrol over ninety bars, nightclubs, and hotels.

While patrolling the different venues, the team members make contact with the management of the different establishments to maintain a cooperative working relationship and to stay informed on individual business concerns and events. The Team issues vehicle citations, tows vehicles, and completes many field investigations and arrests. Due to COVID-19, the Teams responsibilities have been modified to include addressing the criminal transient issues such as drinking in public, public urination, drug usage, littering, trespassing, theft, panhandling, and misuse of public facilities.

As part of their regular duties, EPT handles crowd control issues and Alcoholic Beverage Control (ABC) enforcement. Personnel also works closely with the Sunset Strip Business Association (SSBA), their related security detail, SSBA members, and City Code Compliance officers through specialized operations. The deputies also enforce the codes concerning loud music/party and other quality of life issues. Another aspect of their duties includes assisting the West Hollywood Detective Bureau by documenting and monitoring gang members, probationers, and parolees in the City's limits. The Team has received numerous commendations from community members, the station Captain, and the City.

The COPPS Team remains committed to collaborating with City officials, residents, and businesses to solve community concerns. Team members also worked with several Neighborhood Watch groups addressing residents' concerns, including criminal transient issues such as drinking in public, public urination, drug usage, littering, trespassing, theft, panhandling, and misuse of public facilities. Team members not only make arrests for violations of law, but also provide information and assistance regarding shelters, medical attention, jobs, and substance use disorder education. In addition, the COPPS team conducts numerous park patrols and works closely with local businesses to address their concerns and institute a

“Letter of Agency” where appropriate. A “Letter of Agency” gives the Sheriff’s Department the authority to enforce trespassing on private property.

A new program was created to help address the issue of people experiencing homelessness in our Community. The program is called CARE Outreach (Contact, Assist, Resources, and Enforcement). The CIT Team has weekly operations where the Teams go around the City and contact people experiencing homelessness. The Teams offer resources and access to housing. If the person does not accept the offer, other information is provided to the person if they change their mind. The last resort is enforcement.

The City and Station have entered into a partnership with Tarzana Treatment Center to provide substance use disorder treatment. When the CIT Team conducts a CARE Outreach Operation, and ends up arresting someone who is experiencing substance use disorder, the next day, a counselor from the Tarzana Treatment Center comes to the station to interview the individual to determine interest and eligibility to enter a rehabilitation program. This provides a wonderful opportunity and second chance for people in our Community, suffering with substance use disorder, to receive help.

The following is a list of CIT activities for January – June 2021 vs. January – June 2022.

CIT Activity	January - June 2021	January - June 2022	% Change
"Cookies Enforcement"	16	0	-100.00%
CARE Homeless outreach Operations	24	21	-12.50%
CIT Calls for Service	593	527	-11.13%
City Quality of Life Requests	910	331	-63.63%
Code Compliance Issues	6	37	516.67%
Detective Bureau Operations	2	5	150.00%
Felony Arrests	32	27	-15.63%
Homelessness Meetings	0	0	N/C
Misc. Vehicle Code Citations	143	16	-88.81%
Misdemeanor Arrests	160	52	-67.50%
NARCO Operation / Search Warrant	17	2	-88.24%
Neighborhood Watch/Community Safety Meetings	2	5	150.00%
Park Security Meetings	0	0	N/C
Probation / Parole Compliance Searches	0	0	N/C
Robbery Suppression Operations	4	4	0.00%
School Presentations	1	2	100.00%
Senior Safety Meetings	3	0	-100.00%
Tobacco Grant	4	0	-100.00%
Vacant Properties Meetings	6	5	-16.67%
Vacant Property Patrol Checks	912	1018	11.62%
Vehicle Burglary Suppression	3	5	66.67%

APPENDIX 1C – Detective Bureau

The Detective Bureau at West Hollywood conducts follow-up investigations on all criminal complaints filed at the Station. The Bureau is headed by one (1) Lieutenant, three (3) Sergeants, ten (10) Detectives, one (1) Crime Analyst, three (3) professional staff members, and one (1) Reserve Detective. The Detective Bureau is responsible for the investigation of crimes, ranging from disorderly conduct, vandalism, and thefts, to crimes against persons, including robberies, assaults, and hate crimes. Between January and November 2022, the Detective Bureau received 1,193 active cases, which is an increase of 36% from 878 active cases during January to November 2021. During that time frame, the Detective Bureau also investigated 16 reports of possible drink spiking occurring at local clubs and private residences within the City.

Through investigations, the Detective Bureau is responsible for the identification and apprehension of criminals, recovery of property, and the identification and preservation of evidence. One detective is assigned to monitor and conduct annual registration of sex crime offenders who are registered within the City of West Hollywood. With several neighboring law enforcement agencies, the Detective Bureau participates in a multi-agency collaboration (both state and federal) in sharing information about crime trends and suspect identification. The Detective Bureau's Crime Analyst continues to document recent trends and statistics to assist with directed patrols in targeted areas. In addition, the Crime Analyst uses the available technology to assist in solving cases. The Detective Bureau continues to maintain a close working relationship with community members and Neighborhood Watch groups. They also work closely with the West Hollywood EPT and CIT Teams.

One specific case of interest during this period was an armed robbery that occurred on Kings Road in April 2022. In this case, a man and woman were robbed at gunpoint while walking on the sidewalk. A cell phone and a wallet containing credit cards were taken from the victims. Detectives located and obtained surveillance video of the robbery from a nearby apartment complex that showed one of the suspects and their vehicle. Detectives also monitored the stolen credit cards and noticed a fraudulent purchase made by the suspects after the robbery with the victim's credit card. They responded to the store and obtained additional images of both suspects and their vehicle while other detectives tracked the stolen cell phone to a hotel in Bell, CA. Detectives responded to that location for surveillance while a search warrant was written. While waiting for the search warrant to be signed, detectives observed both suspects leave their hotel room and they were taken into custody at gunpoint. The primary suspect was linked to an additional armed robbery in Lomita, CA and several incidents of organized mail and identity theft.

Automated License Plate Reader (ALPR)

The Automated License Plate Reader (ALPR) system continues to be a valuable resource for the Sheriff's station. This system is installed in a number of patrol vehicles and captures thousands of license plates as deputy personnel drive their patrol area. Deputies can also park in the middle of a busy street and capture vehicle license plates traveling in both directions. This system has and will continue to be an invaluable resource for Detectives and field personnel. This technology is also used by the Crime Analyst to document suspect vehicle movement, and also assist Detectives by tethering the vehicle into the crime being investigated or additional crimes in other jurisdictions.

ALPR Reads - January - November 2022	
Station – Direction – Street – Intersection – Lane #	Detections
WHD_WB_SntMonicaBl_LBreaAv_Ln1	2,607,768
WHD_EB_SntMonicaBl_LBreaAv_Ln1	2,506,256
WHD_NB_LBreaAv_SntMonicaBl_Ln1	1,454,643
WHD_NB_LBreaAv_SntMonicaBl_Ln2	1,437,659
WHD_SB_LBreaAv_SntMonicaBl_Ln2	1,075,574
WHD_SB_LBreaAv_SntMonicaBl_Ln1	831,171
WHD_EB_SntMonicaBl_LBreaAv_Ln2	780,022
WHD_WB_SntMonicaBl_LBreaAv_Ln2	104,595
WHD_NB_LBreaAv_SntMonicaBl_Ln3	99,763
WHD_SB_LBreaAv_SntMonicaBl_Ln3	32,776
Total Detections	10,930,227

APPENDIX 1D – Traffic Division

The Traffic Division monitors general traffic issues and consists of two (2) Traffic Motor Deputies, six (6) Traffic Enforcement cars, and two (2) Traffic Detectives. The Traffic Division is supervised by one Detective Bureau Sergeant. The field units monitor traffic patterns throughout the city and conduct special enforcement operations in problem areas. Traffic personnel are typically the initial on-scene investigators at any collision scene.

The following is a list of activities for the Traffic Division comparing January - November 2021 to January - November of 2022:

Type of Case	January - November 2021	January - November 2021	% Change
Traffic Collision Investigations	651	795	22.12%
Fatal Traffic Collision Investigations	1	1	0.00%
Traffic Collision Investigations Involving Injury	160	250	56.25%
Traffic Collision Investigations Involving Non-Injury	491	550	12.02%
DUI Traffic Collision Investigations	44	61	38.64%
Traffic Collision Investigations - Pedestrians vs. Vehicle	39	56	43.59%
Traffic Collision Investigations - Bicyclists vs. Vehicle	14	15	7.14%
Hit and Run Traffic Collision Investigations	133	210	57.89%
Total Citations Written	3,026	2,803	-7.37%
DUI Arrests	68	96	41.18%
Speeding Citations	1173	181	-84.57%
Cellular Phone – Talking	82	78	-4.88%
Cellular Phone – Texting	514	481	-6.42%

For January through November of 2022, the number of reported traffic collisions in the City of West Hollywood increased 22%, as compared to January – November 2021.

The number of DUI traffic collision investigations increased 39%, and the number of DUI arrests increased 41%. The Traffic Division has taken a proactive approach to combat drunk driving. The Traffic Detective has continued DUI training for newly assigned Patrol and Traffic Deputies. As a result, Patrol and Traffic Deputies are more aware of the signs of drunk driving as well as proper documentation of DUI arrests. By using a combination of enforcement and educational campaigns, the West Hollywood Traffic Division aims to reduce DUI's even more in the months to follow. The implementation of DUI checkpoints by Traffic Services Division along with their conducting numerous traffic enforcement operations within the city limits has helped in this regard.

Traffic Collisions by Street January - November 2022			
Street	Total Collisions	Injury Collisions	Fatal Collisions
Fountain Avenue	41	26	0
San Vicente Blvd	26	10	0
Santa Monica Blvd	182	79	0
Sunset Blvd	101	43	1

High Incidence Intersections Report January - November 2022		
Rank	Intersection	Total Collisions
1	La Brea Avenue / Santa Monica Blvd	19
2	Sunset Blvd / La Cienega Blvd	13
3	La Cienega Blvd / Santa Monica Blvd (N)	12
4	La Cienega Blvd / Holloway Dr	11
5	San Vicente Blvd / Santa Monica Blvd (N)	11
6	Santa Monica Blvd / Robertson Blvd (N)	11
7	Doheny Dr / Sunset Blvd	9
8	La Cienega Blvd / Melrose Av	8
9	Crescent Heights Blvd / Fountain Av	7
10	Fountain Av / La Brea Av	6
11	La Cienega Blvd / Fountain Av	6
12	Santa Monica Blvd / Laurel Av	6

APPENDIX 1E – Youth Programs

YAL Activities, January – June, 2022

On site location closed due to Covid 19 in January.

Plummer Park site re-opened with limited hours in February.

Registered Youth: 23

VIRTUAL TEEN PROGRAMMING

Teen virtual programming is designed to develop the social and cognitive abilities of teen participants, as well as experience fun and organized virtual activities that encourage leadership and build confidence. Teen participants are invited to register for the Teen BulleTEEN, which is a weekly newsletter that provides daily themed activities geared towards teens.

Themes include:

- Motivational Mondays, meant to boost morale, inspire success, and motivate positivity.
- Live Zoom Tuesdays is our time to connect face to face on the virtual screen with engaging games, discussions about life skills, sharing challenges, brainstorming solutions, and providing updates.
- Recipe Wednesdays will inspire teens to tap into their inner chef and learn about nutrition and healthy eating.
- Thought Thursdays is time we set aside for the mind, for self-care and to test your brain, whether it's allowing yourself to reflect upon your week or to challenge yourself with our weekly trivia and virtual escape rooms.
- Fit Fridays encourage a healthy and active lifestyle by providing weekly fitness challenges that are beginner friendly, no gym or equipment necessary, and could be done in the comfort of your own home!

Field Trips/ Special Events:

- Mountain High snow trip

February

Registered youth: 28

Activities:

On site:

Tutoring

SYLC (Sheriff's Youth Leadership Council) meeting, Art, Teen Chef, Guitar, Photography, DIY projects, Me day, Movie Night, Billiards.

Football/ Soccer/ Basketball/ Dodgeball/ Frisbee/ Running/ Hiking/ SAS project

Community service:

-Letters to first responders

-Park Clean-Up

Field Trips/ Special Events: None

March

Registered youth: 29

Activities:

On site:

Tutoring

SYLC (Sheriff's Youth Leadership Council) meeting

Art, Teen Chef, Guitar, Photography, DIY projects, Me day, Movie Night, Billiards

Football/ Soccer/ Basketball/ Dodgeball/ Frisbee/ Running/ Hiking/ SAS project

Community service:

-VolunTEEN Movies at the Park (Snack shack/ Different gaming stations to prep)

Field Trips/ Special Events:

- iHike (Franklin Canyon)

- Camping (Castaic Lake)

- Sean's Retirement party at Plummer Park

April

Registered youth: 32

Activities:

On site:

Tutoring

SYLC (Sheriff's Youth Leadership Council) meeting

Art, Teen Chef, Guitar, Photography, DIY projects, Me day, Movie Night, Billiards

Football/ Soccer/ Basketball/ Dodgeball/ Frisbee/ Running/ Hiking/ SAS project

Community service:

- VolunTEEN Park Clean-Up
- VolunTEEN Chalk Wall Clean-Up

Field Trips/ Special Events:

- Aquarium of The Pacific/ Picnic
- Round table meeting

May

Registered youth: 32

Activities:

On site:

Tutoring

SYLC (Sheriff's Youth Leadership Council) meeting

Art, Teen Chef, Guitar, Photography, DIY projects, Me day, Movie Night, Billiards

Football/ Soccer/ Basketball/ Dodgeball/ Frisbee/ Running/ Hiking/ SAS project

Community service:

- VolunTEEN PlayBall Event at West Hollywood Park (Snack shack/
Different gaming stations to prep)
- VolunTEEN Beach Clean-Up (Dockweiler Beach)

Field Trips/ Special Events:

- Cinco de Mayo TEEN party
- VolunTEEN Awards Ceramony (WeHo City council members awarding
Scholarship to WeHo TEENs)

June

Registered youth: 47

Activities:

On site:

Tutoring

SYLC (Sheriff's Youth Leadership Council) meeting

Art, Teen Chef, Guitar, Photography, DIY projects, Me day, Movie Night, Billiards

Football/ Soccer/ Basketball/ Dodgeball/ Frisbee/ Running/ Hiking/ SAS project

Community service:

- VolunTEEN Movies in the Park (Snack shack/ Different gaming stations to prep)
- VolunTEEN Beach Clean-Up
- Junk in the Trunk (Snack shack/ Different gaming stations to prep)

Field Trips/ Special Events:

- AMC trip to Universal Studios (Jurassic World: Dominion)
- Big Air Trampoline Park trip
- iWalk (The Grove)

July

Registered youth: 49

Activities:

On site:

Tutoring

SYLC (Sheriff's Youth Leadership Council) meeting

Art, Teen Chef, Guitar, Photography, DIY projects, Me day, Movie Night, Billiards

Football/ Soccer/ Basketball/ Dodgeball/ Frisbee/ Running/ Hiking/ SAS project

Community service:

- VolunTEEN Beach Clean-Up (Topanga Beach)
- VolunTEEN Movies in the park (Plummer Park) (Snack shack/ Different gaming stations to prep)
- VolunTEEN Chalk walk Clean-Up (Plummer Park)
- VolunTEEN Leadership Meetings

Field Trips/ Special Events:

-iWalk (The Grove-Fairfax District)

August

Registered youth: 55

Activities:

On site:

Tutoring

SYLC (Sheriff's Youth Leadership Council) meeting

Art, Teen Chef, Guitar, Photography, DIY projects, Me day, Movie Night, Billiards
Football/ Soccer/ Basketball/ Dodgeball/ Frisbee/ Running/ Hiking/ SAS project

Community service:

- VolunTEEN Movies in the park (Plummer Park) (Snack shack/ Different gaming stations to prep)
- VolunTEEN Rec Expo (West Hollywood Park) (Snack shack/ Different gaming stations to prep)
- VolunTEEN Leadership Meetings

Field Trips/ Special Events:

- ARC West Hollywood Park (Pool Aquatics Center)
- The Getty Villa Museum (Malibu)

September

Registered youth: 63

Activities:

On site:

Tutoring

SYLC (Sheriff's Youth Leadership Council) meeting

Art, Teen Chef, Guitar, Photography, DIY projects, Me day, Movie Night, Billiards
Football/ Soccer/ Basketball/ Dodgeball/ Frisbee/ Running/ Hiking/ SAS project

Community service:

- VolunTEEN Beach Clean-Up (Manhattan Beach)
- VolunTEEN Movies in the park (Plummer Park) (Snack shack/ Different gaming stations to prep)
- VolunTEEN Junk in the Trunk (Plummer Park) (Snack shack/ Different gaming stations to prep)
- VolunTEEN Action Committee

Field Trips/ Special Events:

- iWalk (The Grove-Fairfax District)
- Mini Horse Therapy Trip (Malibu)

October

Registered youth: 66

Activities:

On site:

Tutoring

SYLC (Sheriff's Youth Leadership Council) meeting

Art, Teen Chef, Guitar, Photography, DIY projects, Me day, Movie Night, Billiards
Football/ Soccer/ Basketball/ Dodgeball/ Frisbee/ Running/ Hiking/ SAS project

Community service:

- VolunTEEN Park Clean-Up (Plummer Park)
- VolunTEEN Youth Halloween Carnival (Plummer Park) (Snack shack/
Different gaming stations to prep)
- VolunTEEN Kids Fair (West Hollywood Park)
- VoluTEEN Action Committee

Field Trips/ Special Events:

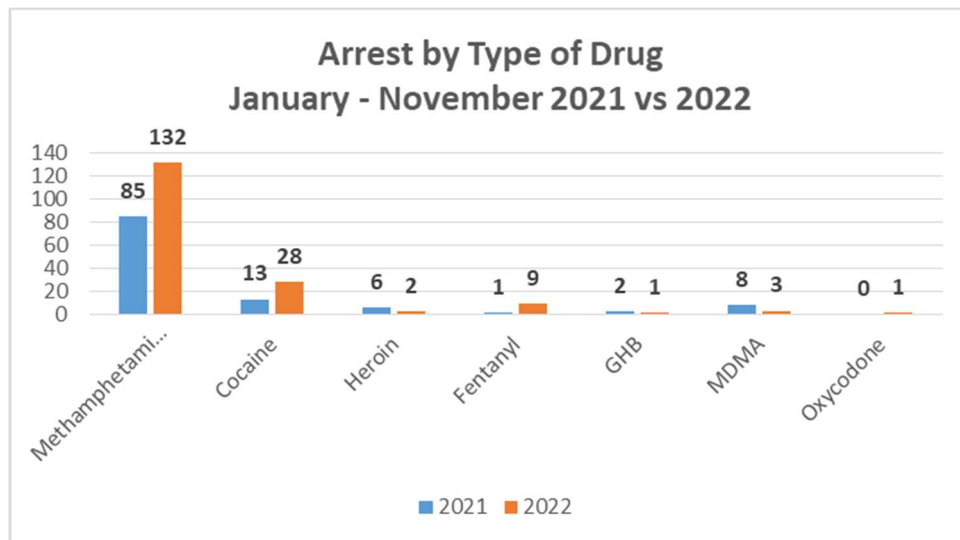
- Teen Picture at the ARC/Basketball tournament (West Hollywood Park)

TEENS GRADUATED (June 2022): 10

APPENDIX 1F – Narcotics Bureau

The Northwest Region Narcotics Team services West Hollywood Station, Santa Clarita Station and Lost Hills Station. During this report time, the team consisted of two (2) Detectives and one (1) Sergeant. The Northwest Region Narcotics Team regularly responds to and investigates narcotic related arrests generated by station patrol, as well as their own cases. Additionally, the Narcotics Bureau is on-call to respond after hours to any incident warranting detective intervention.

The following chart shows arrests by type of drug for January – November 2021 vs. 2022.



The “Safe Drug Drop Off” program is still in effect and has monthly drop off opportunities at the station, providing the community with a safe receptacle to discard their hazardous materials (syringes, blood vials, test kits), as well as expired prescription medications. This program is intended for residents only and is not for commercial use.

The West Hollywood Narcotics Bureau detectives remained diligent in pursuing illegal narcotics activity throughout the City of West Hollywood and surrounding areas. Based on information obtained through Crime Stoppers, citizens and confidential informants, there have been arrests of narcotics dealers and users who live in the West Hollywood area.

APPENDIX 1G – Volunteers

Volunteers in Police Service

There are 22 volunteers who serve the West Hollywood Station under the direction of Captain Moulder, Lt. Lapkin and Sergeant Michael Yost. Station volunteers assist with Front Desk reception, clerical duties, traffic control and handicap placard violation citations. A volunteer maintains the station's website, and assists with the Twitter, NextDoor, Facebook and Nixle messaging services.

Month	Donated Hours	Value of Hours (\$26.87 per Hour)
JAN	173	\$4,649
FEB	194	\$5,213
MAR	216	\$5,804
APR	189	\$5,078
MAY	248	\$6,664
JUN	200	\$5,374
Total:	1,220	\$32,782

Participation:

Personnel with over 10 years of service:

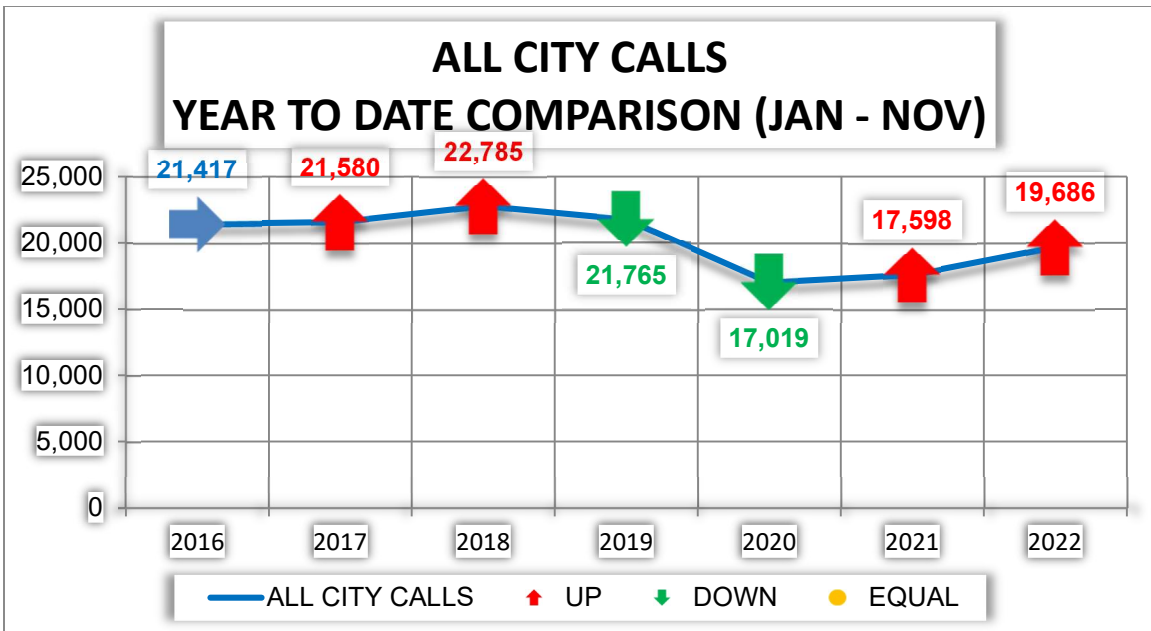
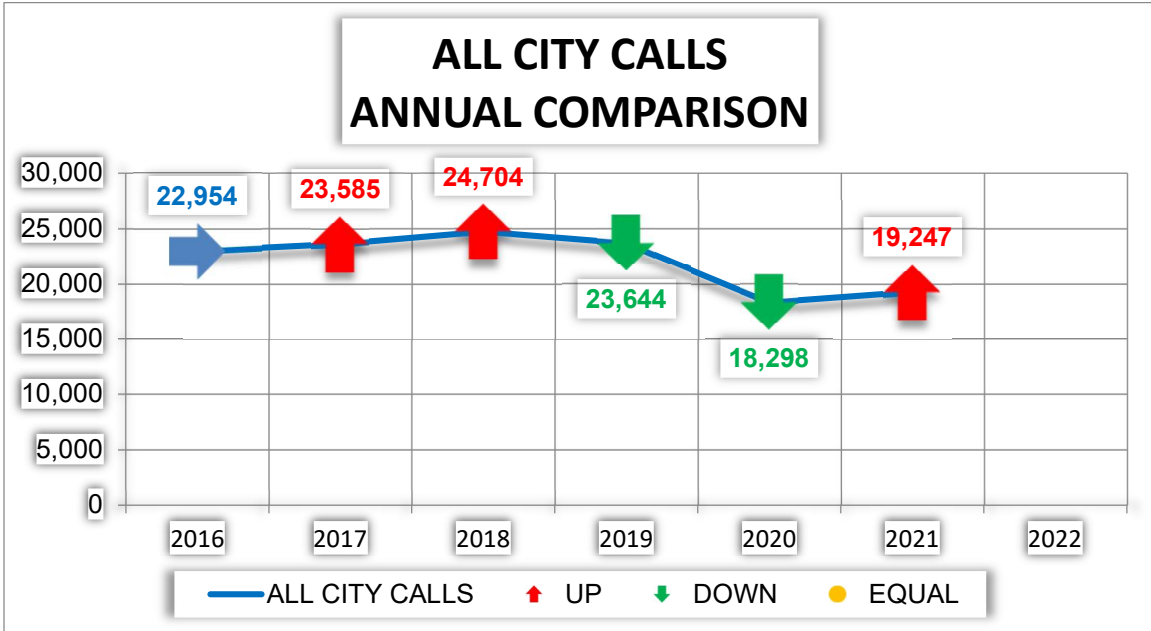
- One Volunteer is starting his 28th year.
- One Volunteer is starting his 14th year.
- One Volunteer is starting his 12th year
- Two Volunteers are starting their 11th year.

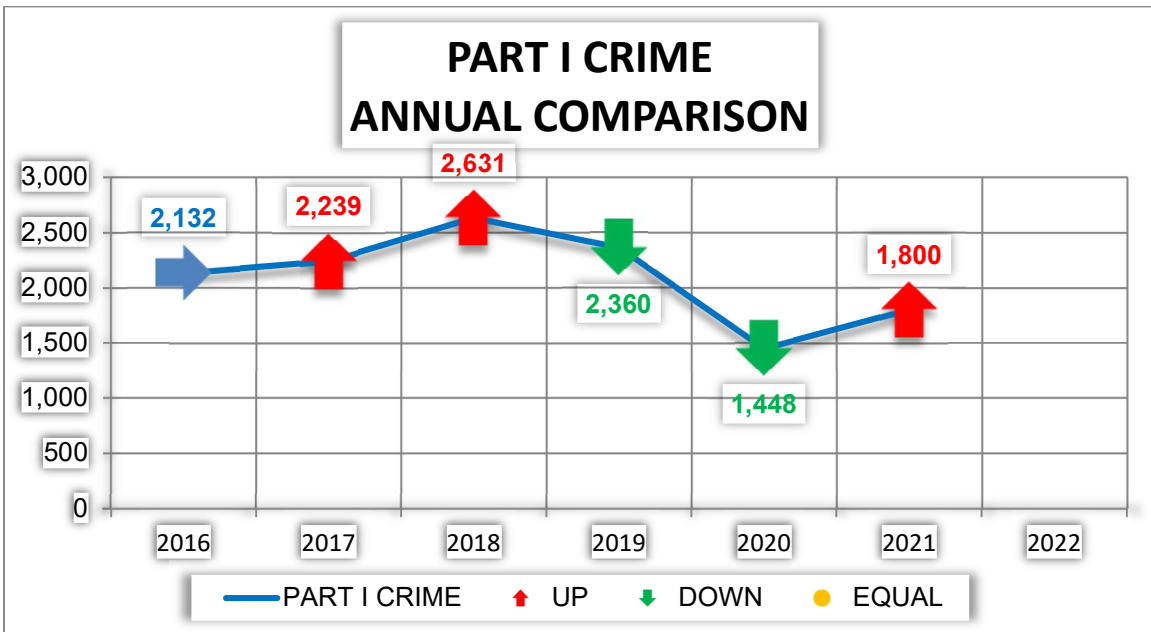
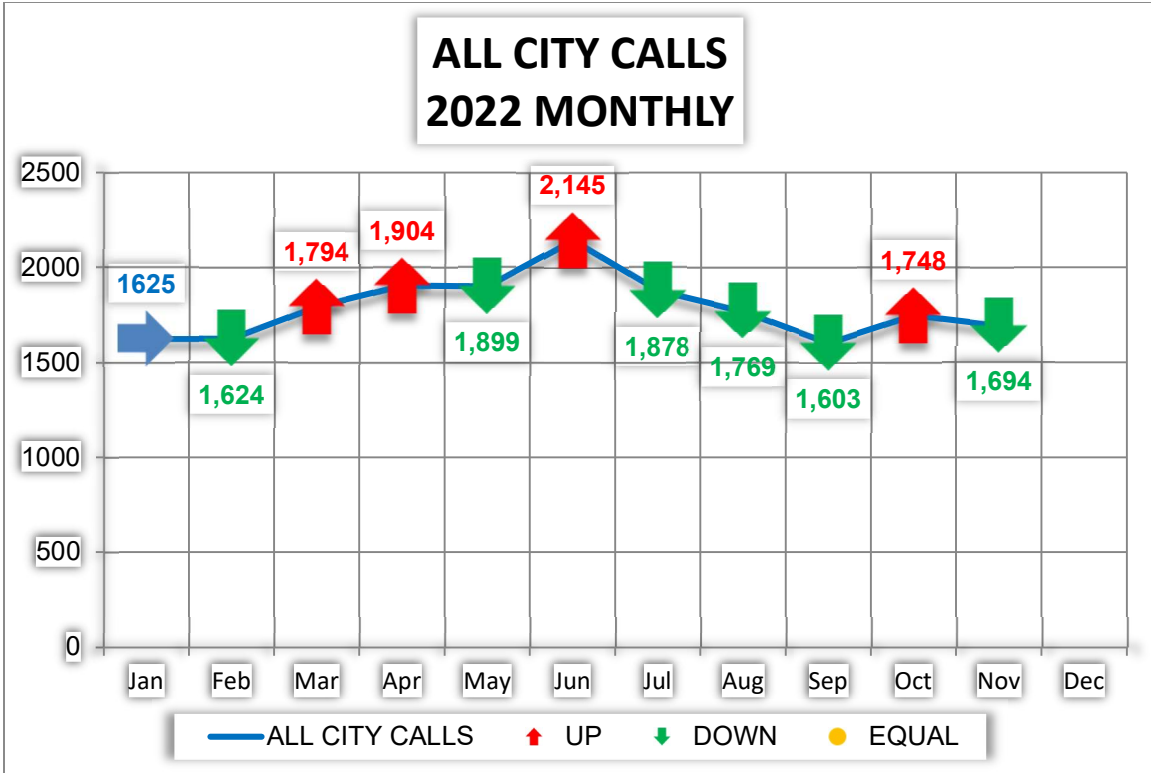
APPENDIX 1H – Alleged Drink Spiking Report

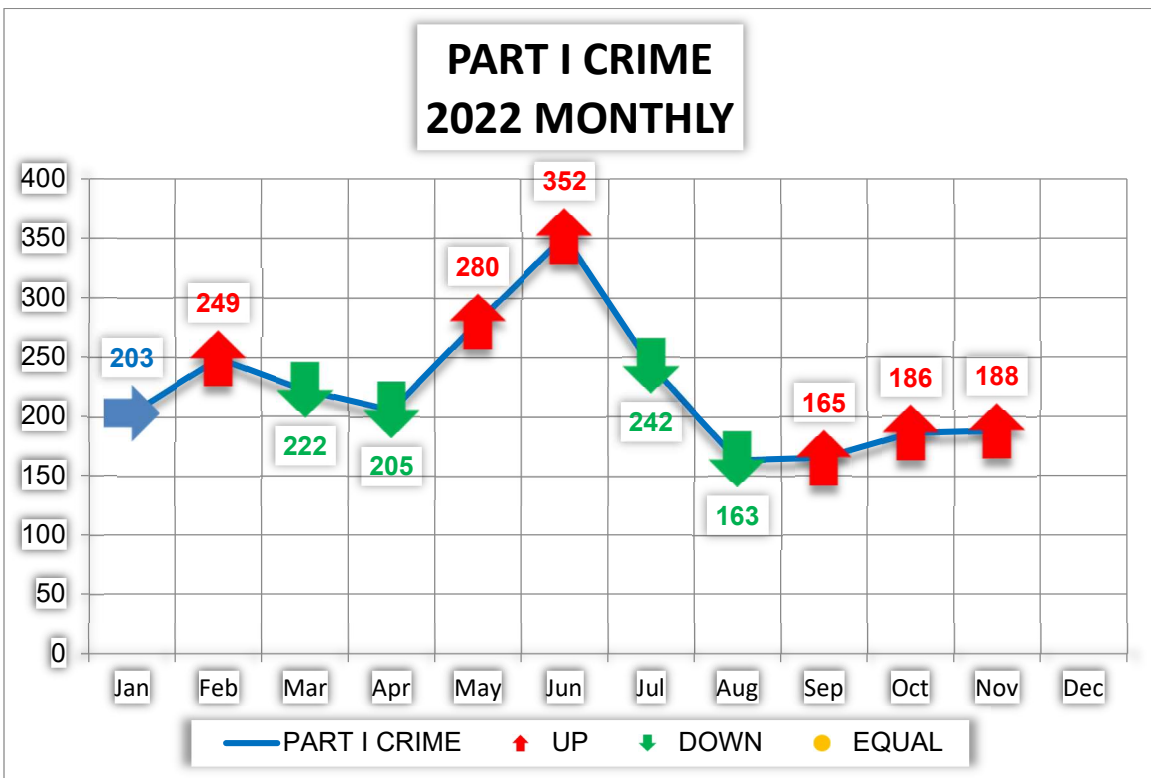
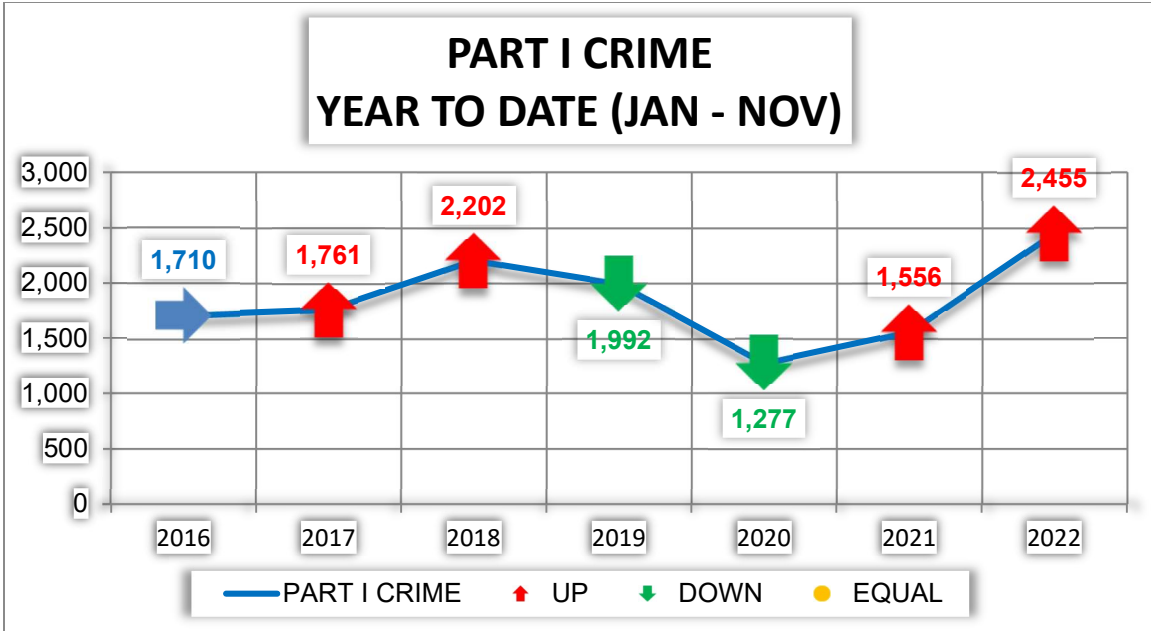
YEAR	ALLEGED SPIKING LOCATION	CRIME	LOCATION OF ALLEGED RAPE / THEFT	RESULT
2016	Private Residence	Rape	West Hollywood	DA Reject
	Private Residence	Rape	West Hollywood	Victim uncooperative with investigation
	Local Business	Rape	West Hollywood	Case Filed w/DA's Office
	Local Business	Rape	Blackout - Woke up in Hospital	Victim uncooperative with investigation
2017	Private Residence	Rape	West Hollywood	Victim uncooperative with investigation
	Local Business	Rape	Blackout	No workable information
	Local Business	Rape	West Hollywood	Victim uncooperative with investigation
	Local Business	Rape	Blackout - Woke up in Hospital	DA Reject
	Private Residence	Grand Theft	West Hollywood	
	Local Business	Rape	Blackout - Woke up on Hollywood Street	Case Filed w/DA's Office
	Local Business	Rape	Alley in West Hollywood	No workable information
2018	Private Residence	Rape	West Hollywood	Non desirous of investigation/prosecution
	Private Residence	Rape	West Hollywood	DA Reject
2019	Local Business	Rape	Blackout	No workable information
	Local Business	Susp Circs - Rape	Blackout - Woke up in Hospital	No evidence of a crime
	Local Business	Rape	Woke up at Holloway Motel	No further workable. All leads exhausted
	Local Business	Rape	Blackout - Woke up in car unknown area	Case Closed
	Local Business	Susp Circs - Rape	Blackout - Found on West Hollywood Street	No further workable. All leads exhausted
	Local Business	Susp Circs - Rape	Blackout	Victim uncooperative with investigation
	Private Residence	Rape	West Hollywood	DA Reject
	2020	Local Business	Susp Circs - Rape	Bathroom
Local Business		Rape	Bathroom	Victim uncooperative with investigation
Local Business		Rape	West Hollywood	Victim does not want further investigation
Local Business		Rape	Woke up on Sunset Blvd sidewalk	Lack of crime elements. Victim non-desirous
Local Business		Rape	West Hollywood	DA Reject
Local Business		Rape	West Hollywood	Victim uncooperative with investigation
Private Residence		Rape	West Hollywood	No further workable. All leads exhausted
2021	Local Business	Spiked Drink	Unknown	No Evidence of Crime
	Local Business	Rape	West Hollywood	Case Filed w/DA's Office
	Local Business	Rape	Blackout	Victim does not want to further investigation
	Local Business	Grand Theft	West Hollywood	Pending
	Private Residence	Rape	West Hollywood	Active Case
	Local Business	Spiked Drink	Unknown	Inactive
	Local Business	Sexual Assault	Alley	Closed
	Local Business	Spiked Drink	N/A	Pending
2022	Local Business	Rape	Unknown	Inactive
	Local Business	Sexual Assault	Alley	Closed
	Local Business	Spiked Drink	N/A	Pending
	Local Business	Rape	Unknown	Inactive
	Local Business	Sexual Assault	Black out - woke up in alley	Pending
	Local Business	Rape	Hotel Room	Active Case
	Local Business	Susp Circs - Rape	Private residence	Inactive
	Local Business	Spiked Drink	Club	Pending
	Local Business	Spiked Drink	Club	Inactive
	Local Business	Spiked Drink	Club	Pending
	Local Business	Grand Theft	Private residence	Pending
	Local Business	Spiked Drink	Club	Active Case
	Local Business	Susp Circs - Rape	Vehicle	Active Case
	Local Business	Grand Theft	Private residence	Pending
	Local Business	Sexual Assault	Private residence	Pending
	Local Business	Grand Theft	Private residence	Pending
	Local Business	Grand Theft	Private residence	Pending
Local Business	Grand Theft	Private residence	Pending	
Local Business	Grand Theft	Hotel Room	Pending	
Local Business	Grand Theft	Hotel Room	Pending	
Private Residence	Rape	Private residence	Active Case	
Local Business	Grand Theft	Club	Pending	
Private Residence	Sexual Assault	Vehicle	Suspect Arrested	

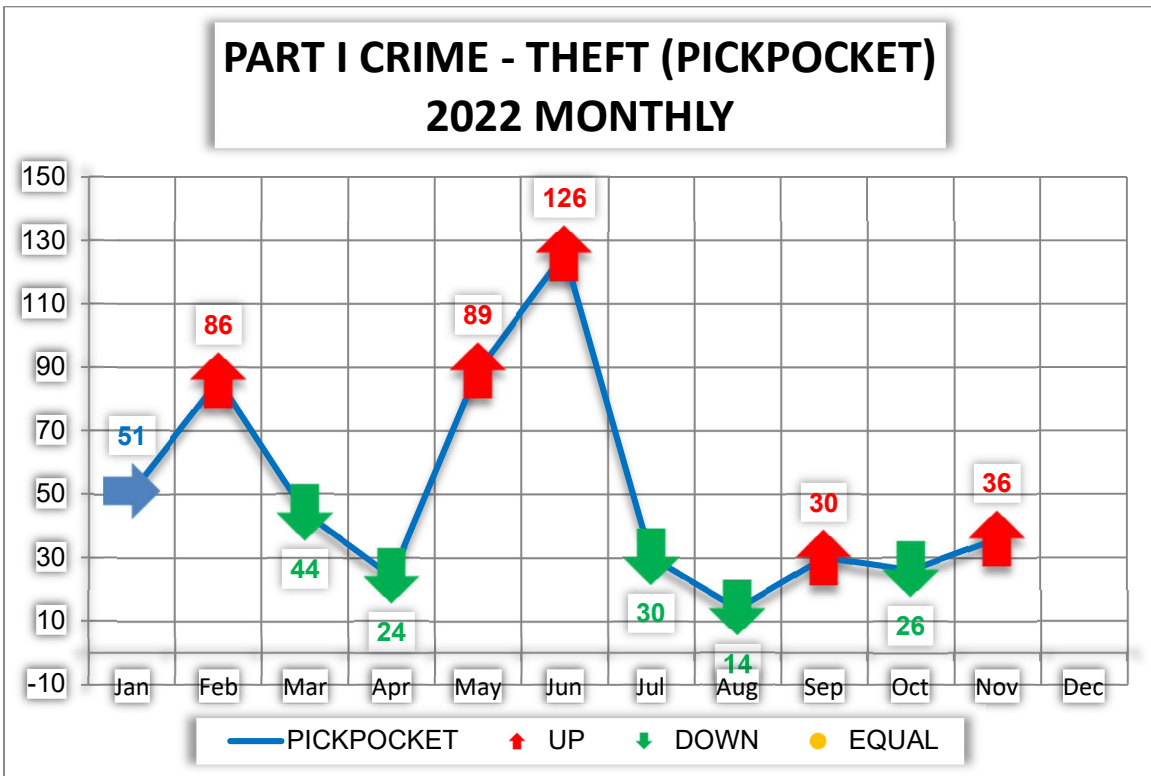
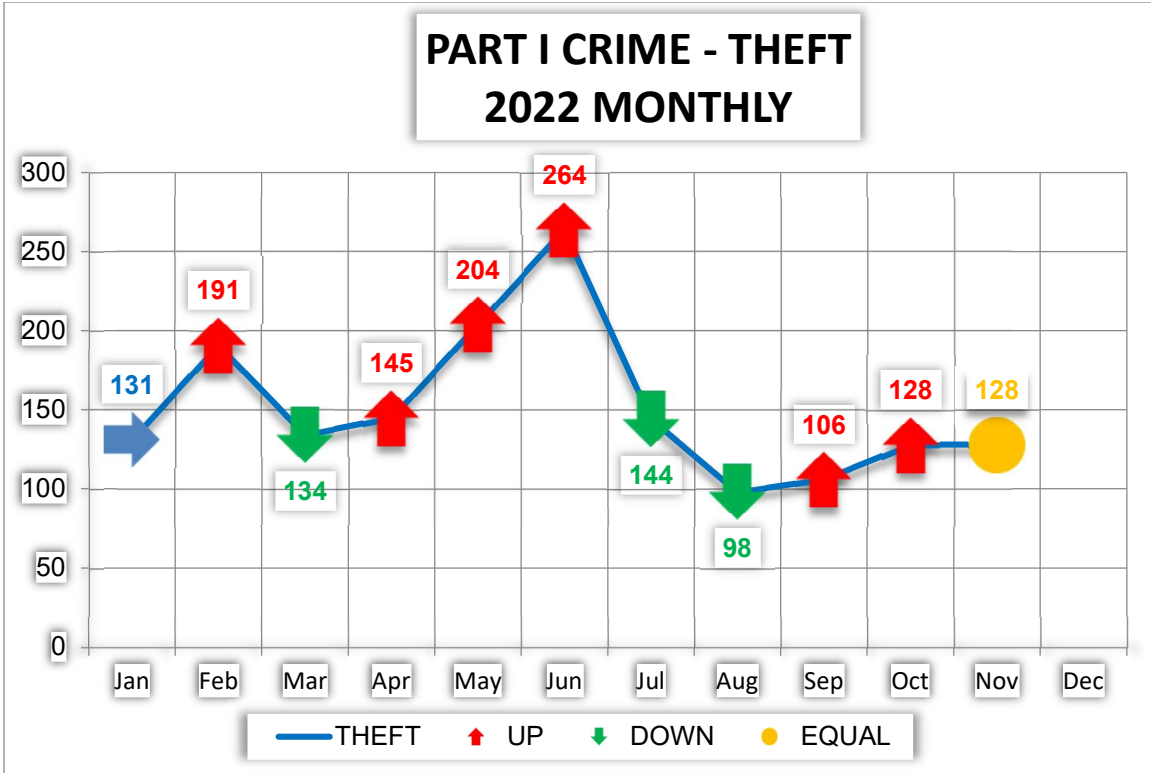
SUMMARY
Total Incidents: 54
Incidents w/Sexual Assault - 38
Incidents without Sexual Assault - 16
LOCATION OF ALLEGED DRINK SPIKING
Local Business - 43 incidents
Private Residence - 11 Incidents
WHD RAPES BY YEAR
2016 - 26
2017 - 29
2018 - 40 (14 incidents with same suspect)
2019 - 24
2020 - 28
2021 - 24
2022 - 20 (YTD)

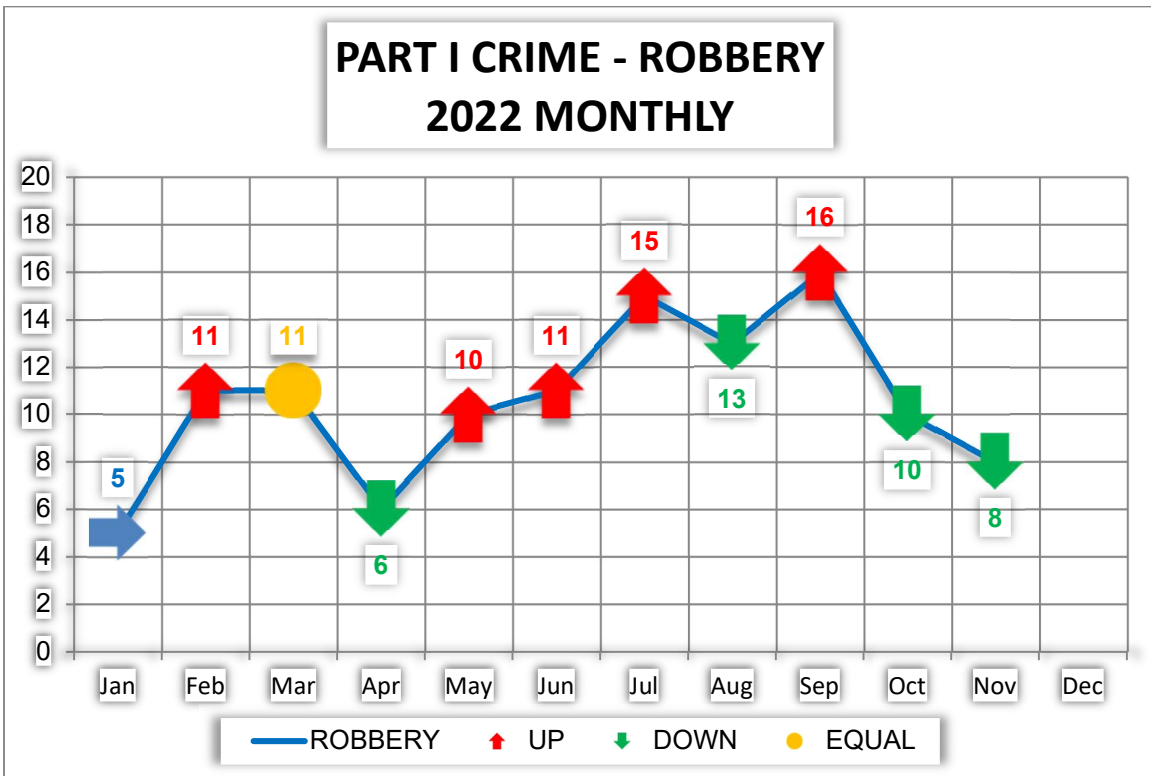
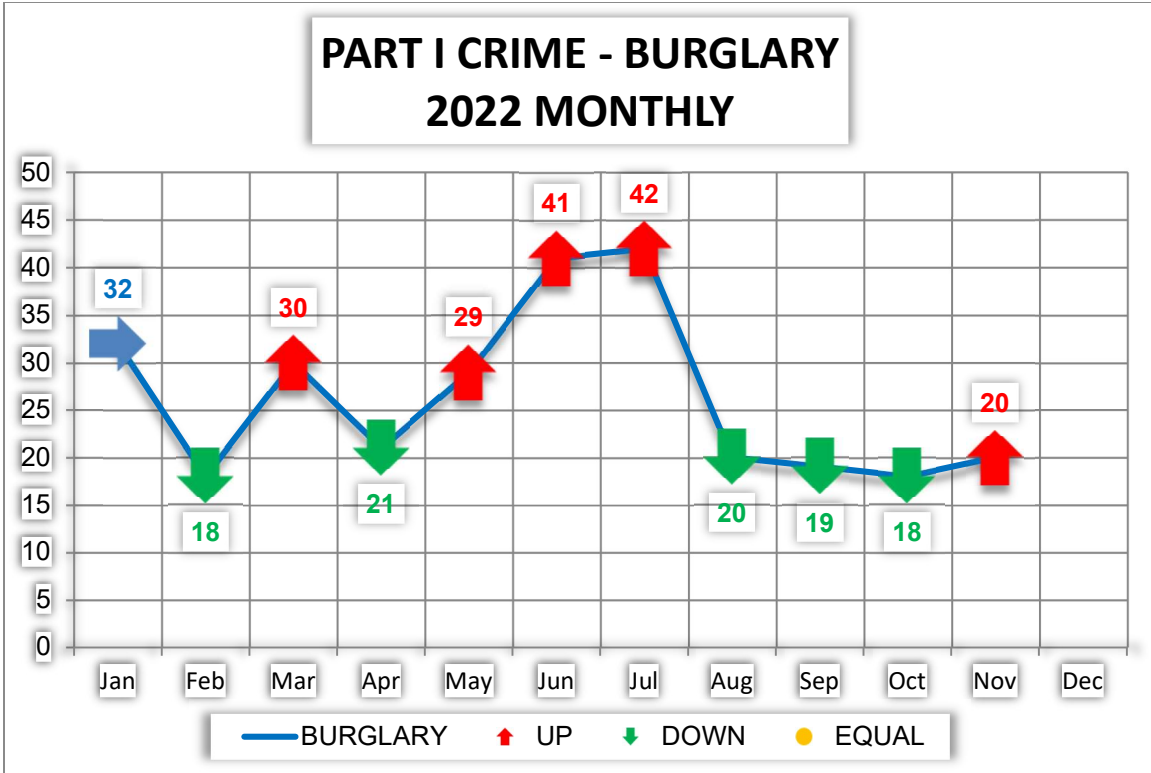
APPENDIX 1I – City Trend Graphs of Sheriff’s Crime Report

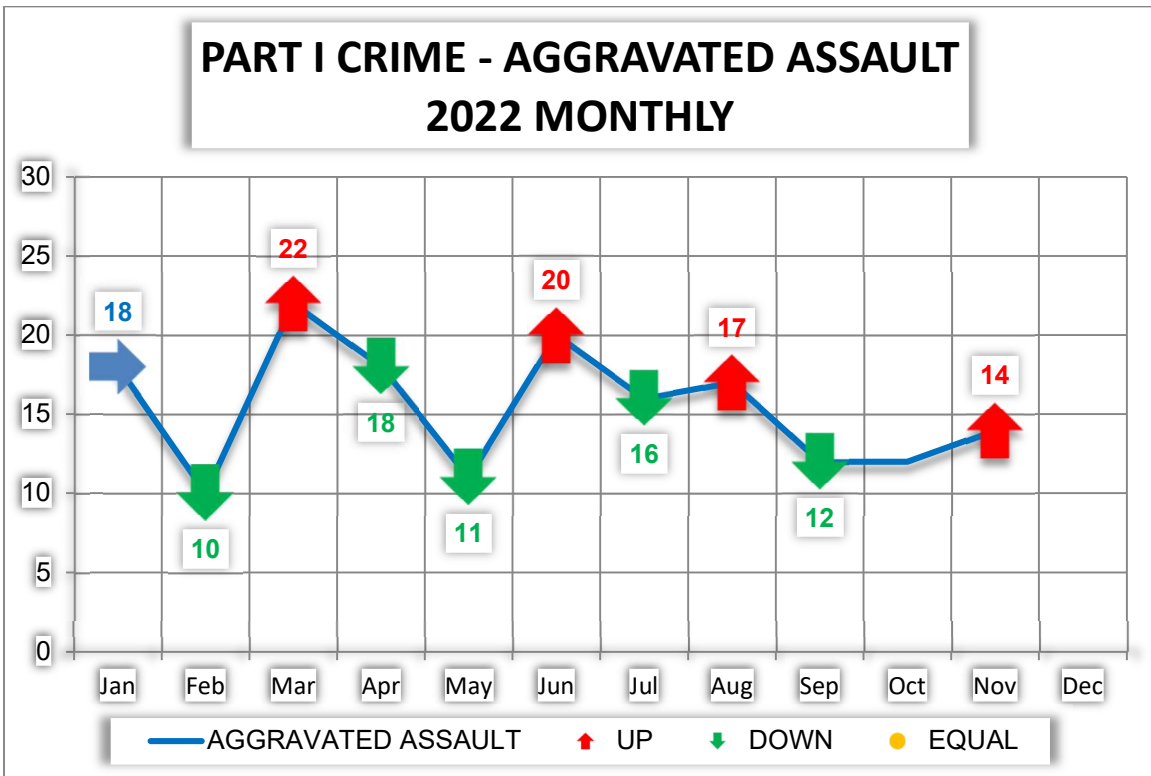
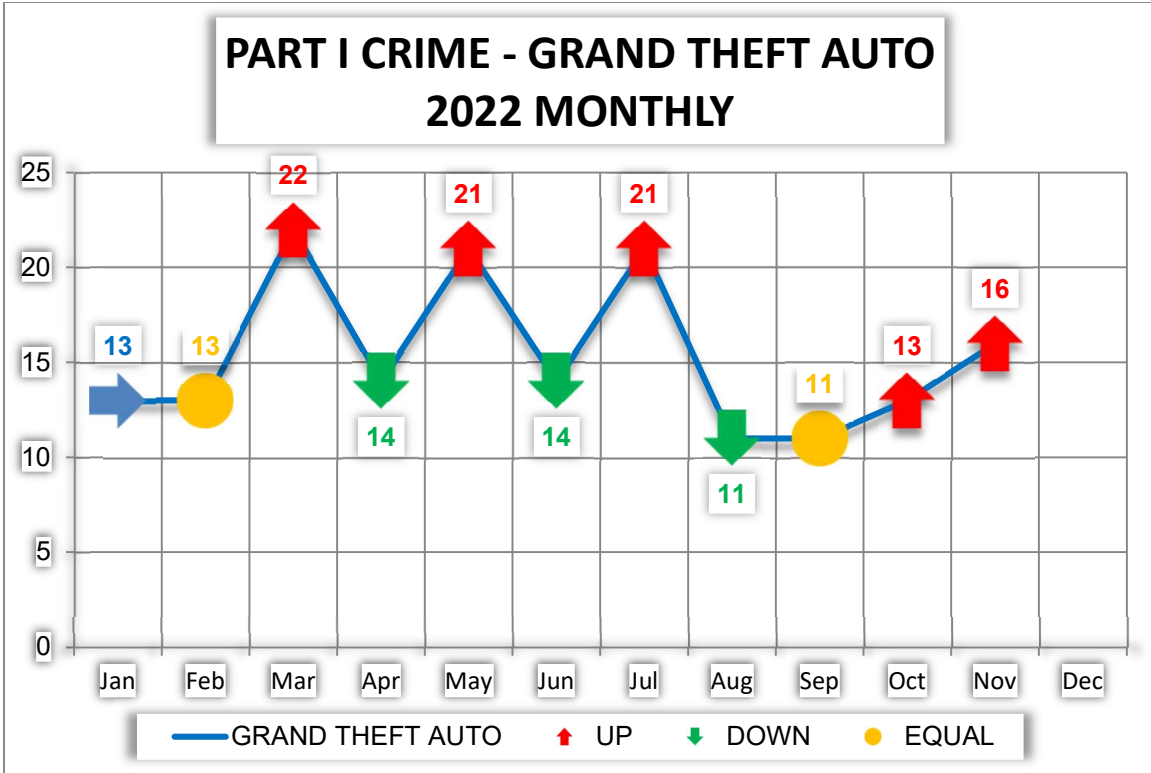


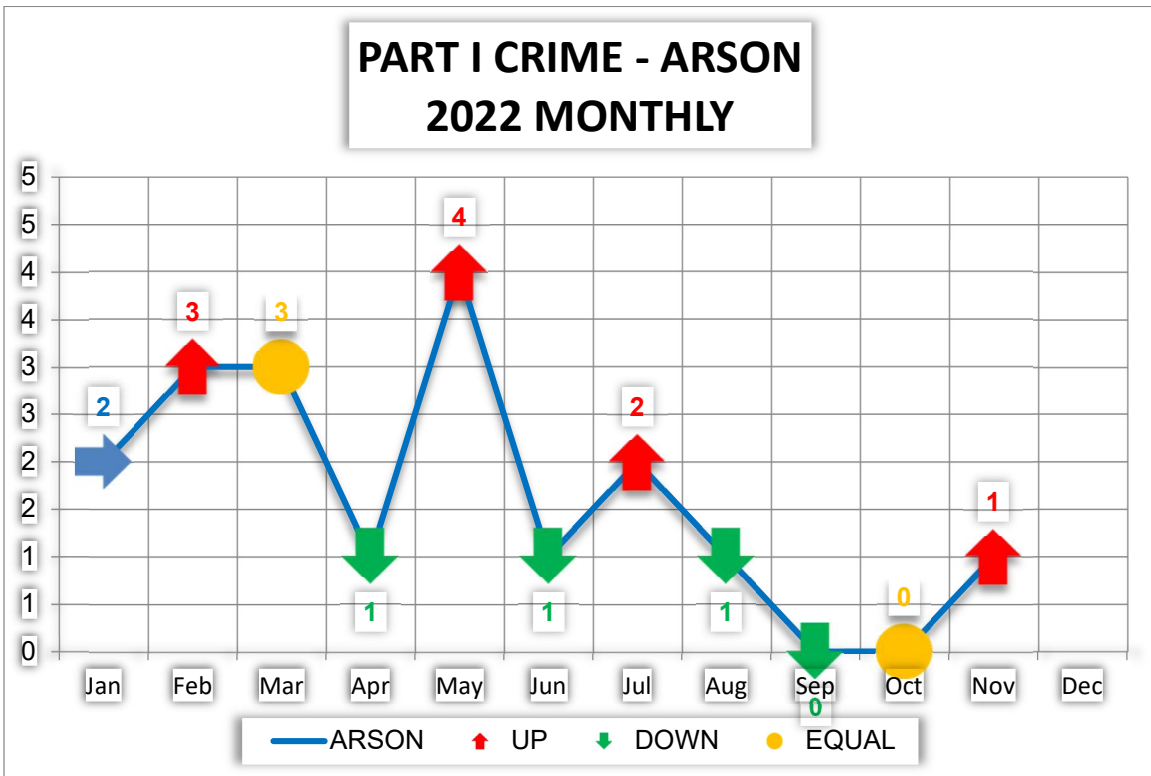
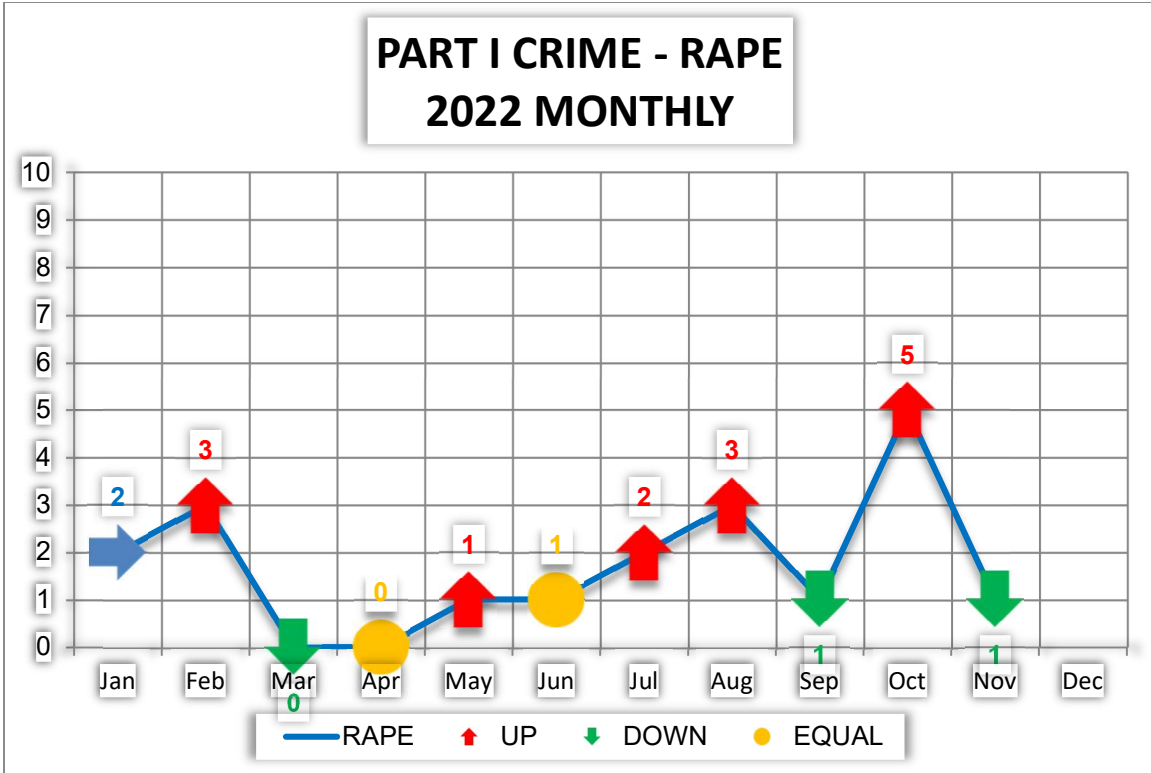


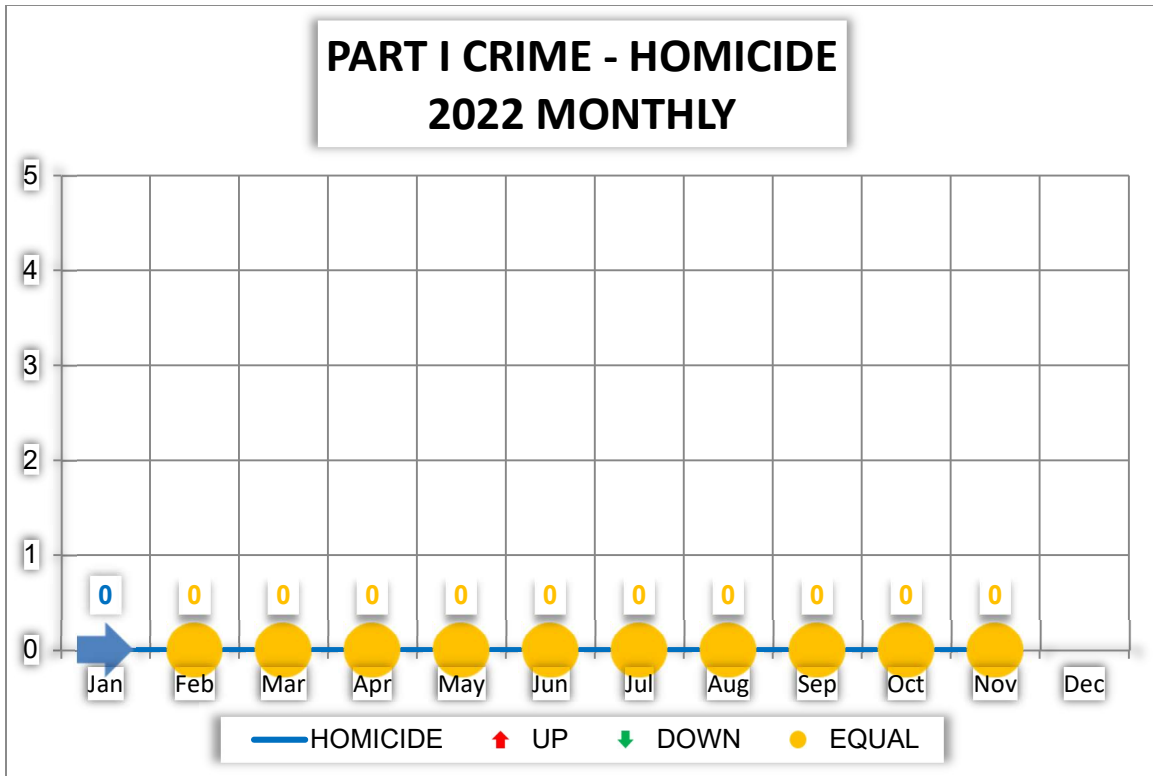












APPENDIX 2 – Los Angeles County Fire Department

The City of West Hollywood is primarily served by three shifts of twenty personnel – each housed at Los Angeles County Fire Stations 7 and 8. Assistant Fire Chief Drew Smith manages the resources within Division VII, of which West Hollywood is a part.

From January through November 2022, fire personnel responded to 6,855 total calls. Of these, 5,094 were for emergency medical calls (74% of all calls). In addition, there were 113 total fires, 8 of which were vehicle fires, and 20 were building fires. The remaining 85 fires were a combination of outside rubbish fires, tree fires, dumpster fires, dryer fires, or cooking fires, all of which caused no financial damage or injuries. The total fire loss during this period was \$1,170,665 in property damage and \$147,850 in contents damage.

Other responses included hazardous materials incidents, public assistance calls, and elevator rescues. In addition, station and fire prevention personnel routinely conduct inspections and plan checks, and these averaged approximately 35 and 25 monthly, respectively.

The figures provided below are for informational purposes only. Correlations or comparisons cannot be made from the chart below. For example, inferences cannot be made as to whether fires, medical calls, false alarms, etc. are "up" or "down."

	Jan – Nov 2021	Jan – Nov 2022
Total Calls	6,014 (avg. 547/month)	6,855 (avg. 623/month)
Emergency Medical Calls	4,384	5,094
Total Fires	90	113
Vehicle Fires	11	8
Building Fires	10	20
Miscellaneous Fires	69	85
Total Property Damage	\$436,920	\$1,170,665
Total Contents Damage	\$40,830	\$147,850
Inspections	385	385
Plans Checked	275	275

Noteworthy incidents during this time frame include:

- March 27, 2022 – Structure Fire at 1031 N HARPER Ave; Harper IC – started as cooking fire in unit on 2nd floor of building. 3 units affected, 4 residents displaced, No civilian or firefighter injuries.
 - Property losses: \$150,000
 - Content losses: \$25,000

- April 10, 2022 – Structure Fire at 538 N SAN VICENTE Blvd; apartment complex and art gallery next door on fire, with fire through the roof and extension to adjacent building. LASD Arson Unit called to the scene. No civilian or firefighter injuries.
 - Property losses: \$350,000
 - Content losses: \$50,000

- June 25, 2022 – Vehicle Fire at 921 SIERRA BONITA Ave; fire ignited within vehicle, then extended and burned entire carport. No civilian or firefighter injuries.
 - Property losses: \$100,000
 - Content losses: \$0

- August 11, 2022 – Structure Fire at 454 ROBERTSON Blvd; fully involved commercial structure with heavy smoke from the upper floor. No civilian or firefighter injuries.
 - Property losses: \$150,000
 - Content losses: \$10,000

- September 28, 2022 – Structure Fire at 8003 SANTA MONICA Blvd; fire in an abandoned tanning salon, no one found in building upon arrival but apparent PEH activity inside. Fire possibly started by a cooking fire. The fire remained at 1st alarm status, and there were no injuries or resident displacement.
 - Property losses: \$75,000
 - Content losses: \$1,000

- October 3, 2022 – Structure Fire at 8325 SANTA MONICA Blvd; fire in the lobby area of the Coast Playhouse, no extension to the rest of the building. No civilian or firefighter injuries.
 - Property losses: \$100,000
 - Content losses: \$5,000

COMMUNITY OUTREACH & EDUCATION:

Following a major disaster, fire and rescue resources may be unable to immediately respond to all those in need. In such a crisis, it will be neighbors assisting neighbors until emergency response personnel can arrive.

Community Emergency Response Team (CERT) training provides residents with the skills and tools necessary to take care of themselves, their families, neighbors, and coworkers in the event of a disaster.

The Los Angeles County Fire Department and the City of West Hollywood held a CERT Training for WeHo residents in October 2022.

The class took place on three consecutive Saturdays, and a total of twenty residents finished the course and received their CERT certificate of completion.

SOCIAL MEDIA:

The Los Angeles County Fire Department is engaged in social media, using Facebook, Twitter, Instagram, and YouTube.

To engage our local communities, Division VII maintains its own Facebook, Twitter, and Instagram – separate from the Department’s main accounts. This allows us to tailor our messaging to the communities we serve. We routinely share general safety messages, plus information and photos of local happenings. This includes incidents, community outreach, firefighters engaged in training exercises, etc.

Facebook: facebook.com/lacountyfire7

Twitter: [@lacofd_div7](https://twitter.com/lacofd_div7)

Instagram: [@lacofd_div7](https://instagram.com/lacofd_div7)

YouTube: youtube.com/lacofd_div7

APPENDIX 3 – Neighborhood and Business Safety Division

The Neighborhood and Business Safety Division (Division) continues to address quality of life issues proactively and in response to resident concerns. It is the goal of the Division to create a safer and cleaner community, provide prompt, courteous and professional service, and gain voluntary compliance by means of educating and encouraging responsible property and business ownership.

Dedicated Code Enforcement Officers are assigned to specific areas of the City and work in conjunction with other agencies (Sheriff’s Department, Fire Department, Animal Control, Health Department, Alcoholic Beverage Control etc.) to uphold and maintain the City’s high neighborhood livability standards. Since March of 2020, Code Compliance expanded its hours of operation in the field to provide late evening coverage seven days a week with the following schedule:

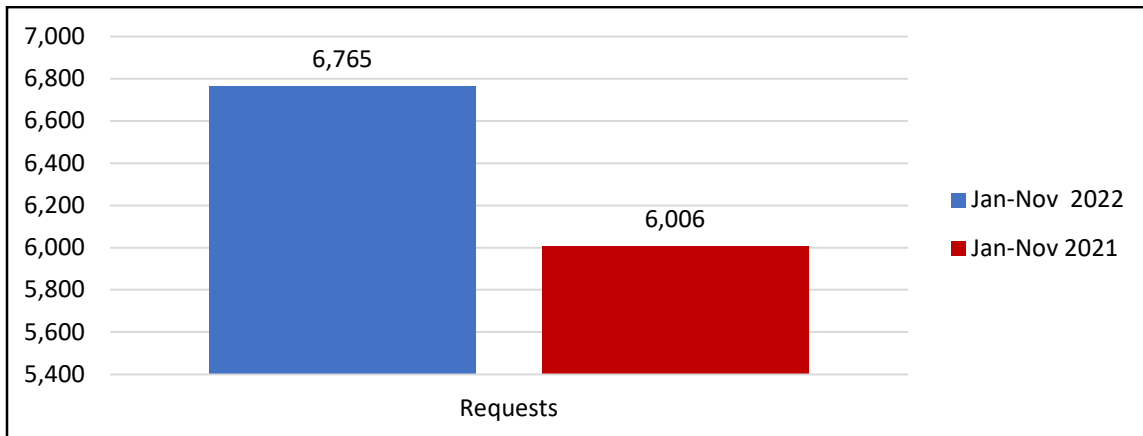
- Monday through Wednesday, 7 a.m. to 12 a.m.
- Thursday through Sunday, 7 a.m. to 3 a.m.

The majority of the issues that Code Compliance addresses are related to noise, property maintenance/vacant properties, public right-of-way, environmental, animals, construction, and vacation (short-term) rentals. These topics heavily affect the quality of life that West Hollywood residents enjoy. In addition, resident concerns and proactive inspections have shifted in type due to COVID-19 and since the Los Angeles County “Safer at Home” Order was first implemented in March of 2020.

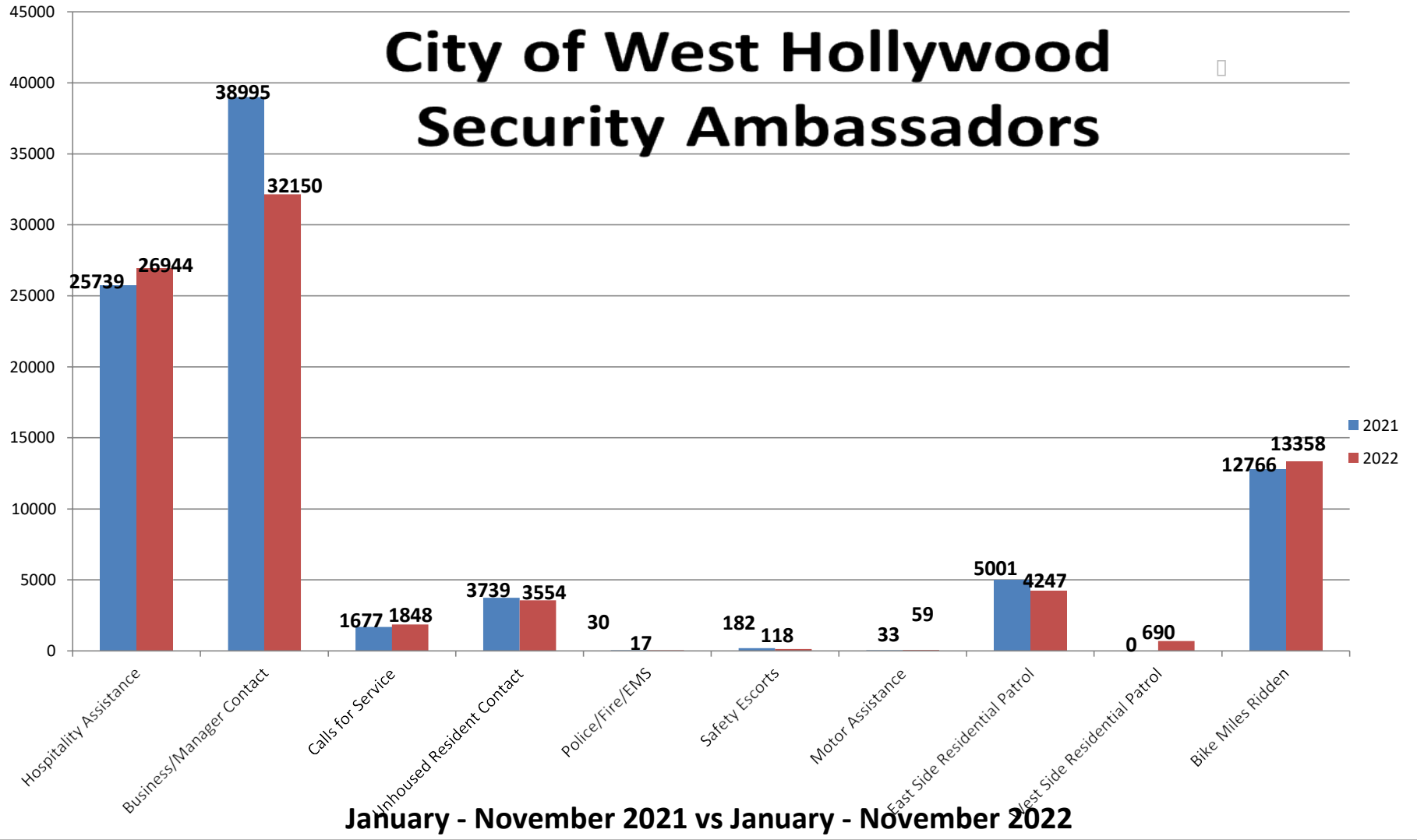
The following information reflects the total number of service requests, code enforcement cases, and administrative citations processed in the Division from January through November 2022:

Service Requests

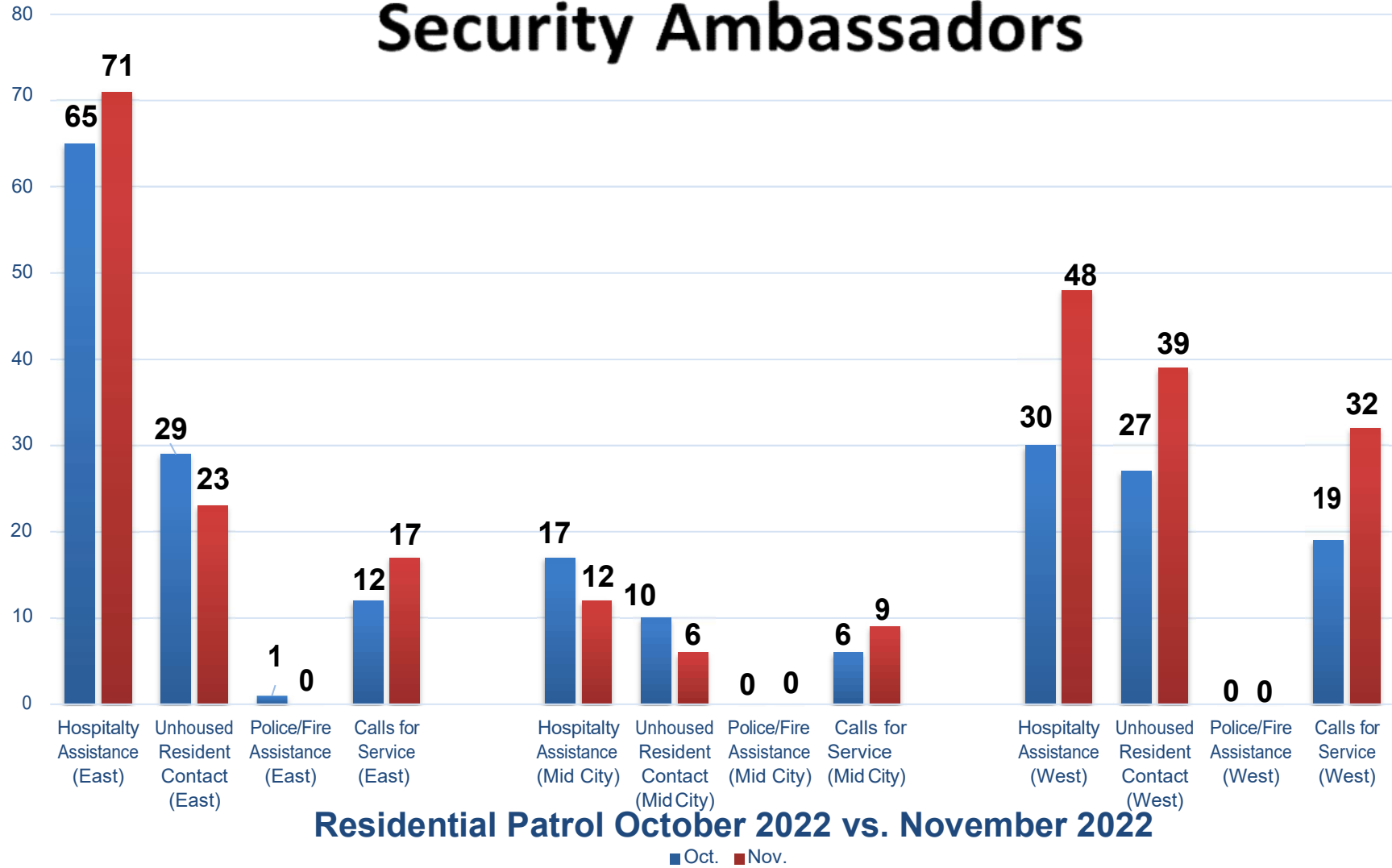
6,765 service requests were processed. This represents a 13% increase in request volume, when compared to the same time-frame in 2021 (6,006).



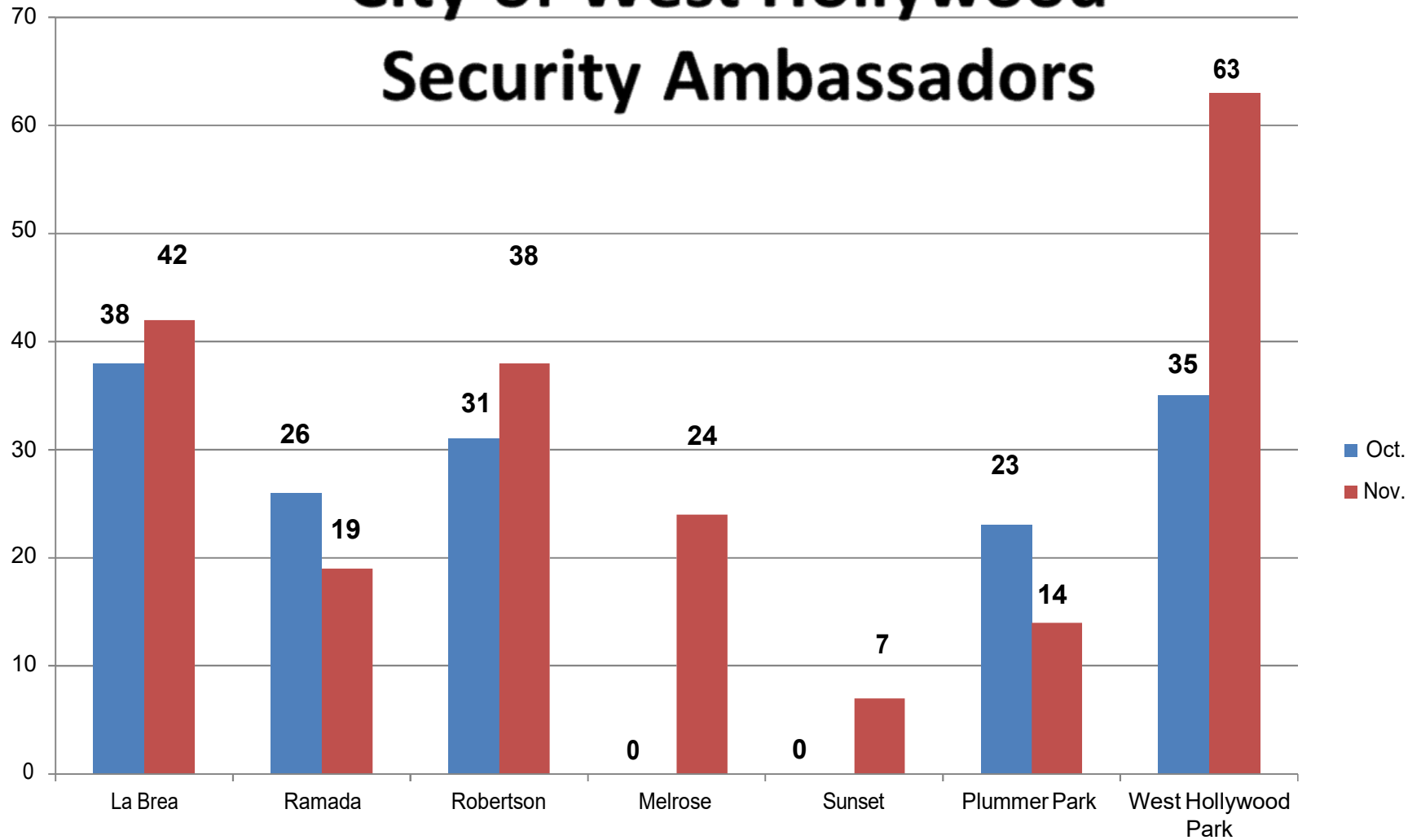
City of West Hollywood Security Ambassadors



City of West Hollywood Security Ambassadors



City of West Hollywood Security Ambassadors



Kiosk Contacts October 2022 vs. November 2022



City of West Hollywood

City Hall
8300 Santa Monica Blvd.
West Hollywood, CA
90069-6216
(323) 848-6400

Contact

Sheri A. Lunn
Public Information Officer
(323) 848-6391
slunn@weho.org

Joshua Schare
Director of Communications
(323) 848-6431
jschare@weho.org

FOR IMMEDIATE RELEASE

City of West Hollywood Announces Launch of a New and Easy-to-Remember Toll-Free Phone Number for Block by Block Security Ambassadors Program: (833) WEHO-BBB (833-934-6222)

*Hotline is Available 24/7 to Manage Concerns and
Continue to Increase Safety in the City of West Hollywood*

Details about the Block by Block Security Ambassador Program:

www.weho.org/bbb

WEST HOLLYWOOD, November 28, 2022 – The City of West Hollywood announces the launch of a new and easy-to-remember toll-free phone number for its Block by Block Security Ambassadors Program: **(833) WEHO-BBB** or **(833) 934-6222**. The hotline manages incoming calls 24-hours-a-day, 7-days-a-week. While the phone number is voice-only at launch, a text function will be implemented in the future and will be announced. The hotline is part of the expansion of the City's [Block by Block Security Ambassadors program](#), which has a direct positive impact on safety and neighborhood livability.

In recent weeks, the City implemented four Block by Block kiosk locations throughout West Hollywood, which are staffed by Security Ambassadors. The Block by Block program has added personnel, as well; there are now approximately 85 Security Ambassadors in the City of West Hollywood. The addition of the new toll-free hotline will assist community members and visitors alike with a convenient way to get support regarding non-emergency and non-violent safety concerns by providing a direct point of contact to Security Ambassadors.

The City's Block by Block Security Ambassadors program is focused on safety, but also offers hospitality with an accessible presence where people shop, socialize, and enjoy recreation. Security Ambassadors at kiosks assist community

ATTACHMENT C

members and visitors and, in emergencies, work in partnership with law enforcement personnel from the West Hollywood Sheriff's Station.

Security Ambassadors work regularly to:

- Maintain uniformed foot and bicycle patrols throughout all City neighborhoods, including a new program expansion into residential neighborhoods;
- Provide in-person responses 24/7 to non-emergency and non-violent calls for service; support is available by phone at (833) WEHO-BBB or (833) 934-6222. For community members who prefer to communicate by text, a text-or-voice option is provided at (323) 821-8604;
- Conduct safety escorts for residents, businesses, and visitors; and
- Offer helpful guidance to community members and visitors about City information, directions, parking, and more.

[About | Block by Block Security Ambassador Program](#) – The City of West Hollywood partners with Block by Block on its Security Ambassadors program, which has a direct positive impact on safety and neighborhood livability. First established as a City program in 2013, West Hollywood Block by Block Security Ambassadors provide a highly visible uniformed presence at the street level and leverage the effectiveness of local law enforcement by working in collaboration with personnel from the West Hollywood Sheriff's Station. In addition to supplemental safety services, Block by Block Security Ambassadors get to know West Hollywood's neighborhoods and assist in providing an extra level of hospitality to businesses, residents, and visitors and help to address and respond to quality-of-life concerns in the community. Security Ambassadors receive trainings on topics such as active shooters, cultural diversity and sensitivity, administration of Narcan to treat narcotic overdose, mental health first aid, sexual harassment, emergency/disaster preparedness, and more. For additional information, please visit www.weho.org/bbb.

[About | Sheriff's, Fire, Code, and Emergencies](#) – The City of West Hollywood contracts with the Los Angeles County Sheriff's Department for law

enforcement and the Los Angeles County Fire Department for fire protection. The City's Neighborhood & Business Safety Division oversees code enforcement.

For additional information, please visit www.weho.org/publicsafety. For anyone with public safety concerns, please reach out to the West Hollywood Sheriff's Station 24/7 at (310) 855-8850. In an emergency, always call 911. For concerns about the safety and well-being of community members experiencing homelessness, please call the City's Homeless Concern Line at (323) 848-6590.

For more information, please contact City of West Hollywood Director of Community Safety Danny Rivas at (323) 848-6424 or drivas@weho.org. For people who are Deaf or hard of hearing, please call TTY (323) 848-6496.

For up-to-date information about City of West Hollywood news and events, follow @wehocity on [social media](#), sign-up for news updates at www.weho.org/email, and visit the City's calendar of meetings and events at www.weho.org/calendar. The City of West Hollywood remains in a declared local emergency in response to the coronavirus (COVID-19) pandemic. West Hollywood City Hall is open for walk-in services at public counters or by appointment by visiting www.weho.org/appointments. City Hall services are accessible by phone at (323) 848-6400 and via website at www.weho.org. The City's coronavirus updates are available at www.weho.org/coronavirus.

For reporters and members of the media seeking additional information about the City of West Hollywood, please contact the City of West Hollywood's Public Information Officer, Sheri A. Lunn, at (323) 848-6391 or slunn@weho.org.

###

**24/7
HOTLINE**

833 WEHO BBB



(833) 934 - 6222

BLOCK BY BLOCK SECURITY AMBASSADORS

MORE INFORMATION AT WEHO.ORG/BBB





City of West Hollywood

City Hall
8300 Santa Monica Blvd.
West Hollywood, CA
90069-6216
(323) 848-6400

Contact

Sheri A. Lunn
Public Information Officer
(323) 848-6391
slunn@weho.org

Joshua Schare
Director of Communications
(323) 848-6431
jschare@weho.org

FOR IMMEDIATE RELEASE

City of West Hollywood Reminds Visitors, Residents, and Businesses to Stay Safe during the Holiday Season with ‘Top 10’ Alertness and Crime Prevention Tips

City, Sheriff’s, and Security Ambassadors Remind Community Members to Stay Alert and be Mindful to Prevent Crimes of Opportunity

WEST HOLLYWOOD, December 5, 2022 – With the holiday shopping season having kicked off on Black Friday, public safety becomes especially important. This is a time of year when people are rushed and distracted and there are always those who are looking to take advantage of others by committing crimes of opportunity.

The City of West Hollywood will host a news conference on Tuesday, December 6 at 10 a.m. outside of the Los Angeles County Sheriff’s Department’s West Hollywood Station (780 N. San Vicente Boulevard, West Hollywood) to remind visitors and community members to be alert and mindful as they go about their holiday activities to prevent crimes of opportunity.

West Hollywood is a great place to bring family and friends who are visiting and to do holiday shopping and celebrating. The holidays are also a time, however when opportunists may look for easy targets. West Hollywood is as susceptible to crimes as cities throughout the region. Taking basic preventive steps to follow common-sense tips can help enhance safety and reduce crime.

“We want everyone to have a safe and happy holiday season,” said City of West Hollywood Mayor Lauren Meister. “That means we need to be aware of our surroundings. Busy shoppers can get distracted and become vulnerable to theft and other holiday crimes. Let’s keep the season joyful by taking the necessary steps to help prevent these crimes of opportunity before they take place. Whether we live here, work here, or are visiting, we can never be too careful or too prepared.”

The City has assembled Holiday Safety Alertness and Crime Prevention tips in cooperation with the West Hollywood Sheriff’s Station, as well as other local safety

ATTACHMENT D

organizations, such as the City's Block by Block Security Ambassadors program. The following are 10 tips can help prevent crimes of opportunity:

1. Lock your car and hide your valuables in the trunk – keep recent purchases out of sight.
2. Stay alert to your surroundings – park in a safe, well-lit place, don't overburden yourself with packages and be cognizant of who's around you.
3. Watch your packages – get a camera if they're delivered to your home, or consider getting a locker/P.O. box for deliveries instead.
4. Light up your house – add motion-sensor lights as an added security measure.
5. Hang onto your purse or backpack – don't leave it on the back of a chair while dining or in a shopping cart.
6. Keep your wallet and cell phone in your front pocket to avoid being pickpocketed.
7. Watch your drinks when out at a bar and be mindful of leaving with people you don't know. Don't over-imbibe, whether it's alcohol or legal cannabis, as consuming even small amounts may leave you vulnerable.
8. Secure your luggage – if you're visiting from out of town, don't leave luggage unattended or where it can be seen.
9. Avoid carrying large amounts of cash – pay with a check or credit card whenever possible.
10. Don't walk around with your head in your phone – look up and know what's going on around you.

The City is sharing important holiday safety tips in digital transit shelter ads in West Hollywood and the West Hollywood Sheriff's Station will conduct Holiday Community Safety Patrol operations to prevent crime. The City's Block by Block Security Ambassadors have been expanded over the past several months and Block by Block is performing foot patrols 24/7.

As always, the City and its public safety partners urge community members not to drink (or use) and drive. Even one drink can impair judgment and increase the risk of getting arrested for driving drunk — or worse, the risk of having a crash while

driving. If you will be drinking, do not plan on driving. Plan ahead and designate a sober driver who hasn't had any alcohol. The City regularly conducts drink safety training, as well, for alcohol-serving bars, restaurants, and entertainment venues and the Los Angeles County Sheriff's Department regularly conducts DUI checkpoints in the City.

For anyone with public safety concerns, please reach out to the West Hollywood Sheriff's Station 24/7 at (310) 855-8850. The City has launched a new and easy-to-remember toll-free phone number for its Block by Block Security Ambassadors Program, as well: (833) WEHO-BBB or (833) 934-6222. The hotline manages incoming non-emergency and non-violent calls for service 24/7. For concerns about the safety and well-being of community members experiencing homelessness, please call the City's Homeless Concern Line at (323) 848-6590. In an emergency, always call 911.

For additional information, please visit www.weho.org/publicsafety.

For more information, please contact City of West Hollywood Director of Community Safety Danny Rivas at (323) 848-6424 or drivas@weho.org. For people who are Deaf or hard of hearing, please call TTY (323) 848-6496.

For up-to-date information about City of West Hollywood news and events, follow @wehocity on [social media](#), sign-up for news updates at www.weho.org/email, and visit the City's calendar of meetings and events at www.weho.org/calendar. The City of West Hollywood remains in a declared local emergency in response to the coronavirus (COVID-19) pandemic. West Hollywood City Hall is open for walk-in services at public counters or by appointment by visiting www.weho.org/appointments. City Hall services are accessible by phone at (323) 848-6400 and via website at www.weho.org. The City's coronavirus updates are available at www.weho.org/coronavirus.

For reporters and members of the media seeking additional information about the City of West Hollywood, please contact the City of West Hollywood's Public Information Officer, Sheri A. Lunn, at (323) 848-6391 or slunn@weho.org.

###

Alyssa Poblador

From: Alyssa Poblador
Sent: Monday, December 19, 2022 3:58 PM
To: CMD Council Members; David Wilson; Oscar Delgado; Jackie Rocco; Lauren Langer
Cc: Melissa Crowder; Lourdes Morales; Danny Rivas; Bill Moulder - LASD; Drew Smith - LACoFD; Christof Schroeder; Corri Planck; Leslie Isenberg
Subject: Memo Concerning Item 4.C. on the 12/19/22 City Council Agenda
Attachments: Memo - Item 4.C. Semi-Annual Community Safety Update.docx; Attachment A - Appendix - 12-19-2022.docx

Good afternoon Mayor, Mayor Pro Tempore, City Councilmembers, and City Councilmembers-elect:

Attached please find a *Memo + Updated Attachment A* from Director of Community Safety Danny Rivas relating to Item 4.C. on the December 19, 2022 City Council Meeting Agenda.

4.C. SEMI-ANNUAL COMMUNITY SAFETY UPDATE

Thank you.

Alyssa T. Poblador *(she/her)*
Administrative Specialist IV | City Clerk's Office
City of West Hollywood
8300 Santa Monica Blvd.
West Hollywood, CA 90069
☎: 323.848.6409 | ✉: apoblador@weho.org

Memo

To: City Councilmembers

From: Danny Rivas, Director of Community Safety

Date: December 19, 2022

Re: Item 4.C. – SEMI-ANNUAL COMMUNITY SAFETY UPDATE

Please be advised Item 4.C. Attachment A has been updated with a more current alleged drink spiking report from the West Hollywood Sheriff's Station.

APPENDIX 1A - Sheriff's Station Overview

West Hollywood Sheriff's Station

Part 1 Crime increased 55% for January through November 2022 versus January through November 2021. Total Theft (Grand Theft, Petty Theft, and Vehicle Burglary) accounted for 68% of all Part 1 Crime. Part 1 Crime totals for 2021, especially the first six months of 2021, were impacted by pandemic related closures, so comparing this year's more robust numbers with 2021 produces significant percentage increases for several categories of crime. For reference purposes, the January – November Part 1 crime numbers for 2018 and 2019 averaged 2,122 incidents.

In the West District, there was a 92% increase in Part 1 Crime. This spike was caused by huge increases in pickpockets at nightclubs by Organized Theft Groups (OTG) from South America. The OTG's target intoxicated patrons inside nightclubs and on sidewalks near their entrances. The groups work in teams of three and hand the stolen phone off to accomplices immediately after the theft occurs. Vehicle Burglaries (+114%) also impacted the West District as parking lots on Sunset Blvd were repeatedly targeted for window smash vehicle burglaries with property visible inside the car. The West District, with 1,473 Part 1 Crimes, accounted for 61% of all Part 1 Crime in the City.

The City Center saw a more modest 11% increase in Part 1 Crimes. Vehicle Burglaries (+121%) saw the biggest jump and really fueled the increase for the entire City Center. With 451 Part 1 Crimes, the City Center accounted for 18% of all Part 1 Crime in the City.

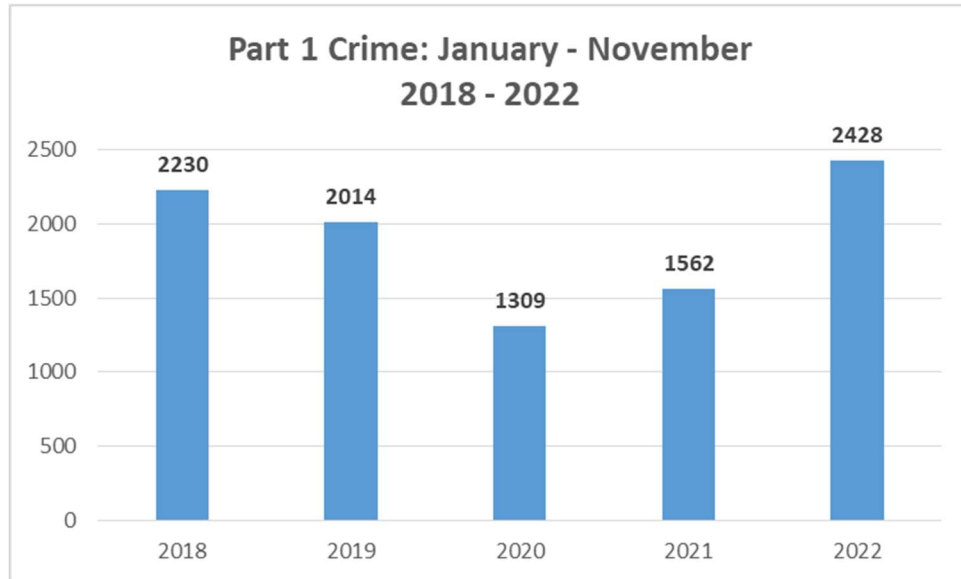
In the East District, Part 1 Crime increased +31% when compared to the same time period in 2021. Total Robberies (+52%) and Petty Thefts (+61%) increased sharply, but there were increases in almost every crime category. In terms of overall citywide crime, the East District accounts for 21% of all Part 1 Crime.

From January through November 2022, 303 homeless persons were arrested. These figures refer only to individuals arrested and do not take into account that many of these individuals were arrested multiple times during this time frame. It's also worth noting that 29% (49 of 170) of all Aggravated Assaults involved a transient suspect.

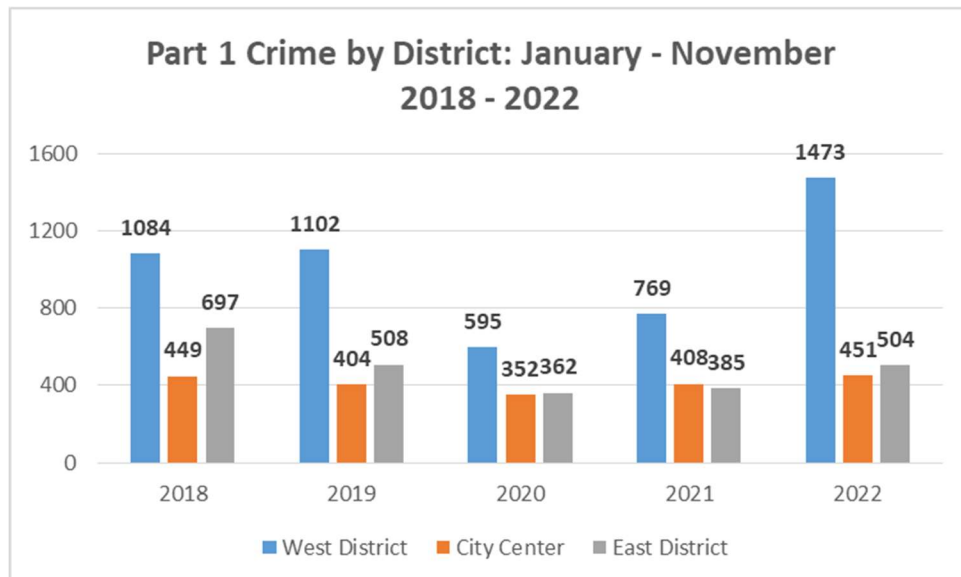
The following pages summarize crime statistics and station activity primarily for January through June of 2022.

Part 1 Crime

The following chart depicts Part 1 Crime for the months of January - November for the last five years. Part 1 Crime includes Homicide, Rape, Assaults, Robbery, Burglary, Theft, and Arson.



The following chart depicts the number of Part 1 Crimes for the months of January - November for the last five years, broken down by district. The three districts are: West District (West of La Cienega), City Center (La Cienega to Fairfax), and East District (East of Fairfax).



Citywide, Part 1 Crime increased +55% when compared to the same time period last year. This spike in overall Part 1 Crime can be attributed to substantial increases in Grand Theft pickpocketing from clubs and Vehicle Burglaries.

Part I Crime - Whole City	January - November 2021	January - November 2022	% Change
Homicide	2	0	-100.00%
Rape	24	20	-16.67%
Assault, Aggravated	136	170	25.00%
Robbery Total	101	116	14.85%
-Robbery, Armed	54	57	5.56%
-Robbery, Strong Arm	47	59	25.53%
Burglary Total	279	295	5.73%
-Burglary, Residence	62	82	32.26%
-Burglary, Other	217	213	-1.84%
Theft Total	864	1643	90.16%
-Grand Theft	309	639	106.80%
-Vehicle Burglary	202	398	97.03%
-Locker Burglary	4	1	-75.00%
-Petty Theft	349	605	73.35%
Grand Theft Auto	141	166	17.73%
Arson	15	18	20.00%
Total	1562	2428	55.44%

Looking at the three areas of the City separately, Part 1 Crime in the West District increased +92% when comparing January – November 2021 to January – November 2022. Grand Theft, which increased (+166%) due to pickpockets at clubs, showed the biggest increase.

Part I Crime - West District	January - November 2021	January - November 2022	% Change
Homicide	1	0	-100.00%
Rape	12	11	-8.33%
Assault, Aggravated	69	103	49.28%
Robbery Total	47	58	23.40%
-Robbery, Armed	23	26	13.04%
-Robbery, Strong Arm	24	32	33.33%
Burglary Total	117	139	18.80%
-Burglary, Residence	22	43	95.45%
-Burglary, Other	95	96	1.05%
Theft Total	463	1074	131.97%
-Grand Theft	184	490	166.30%
-Vehicle Burglary	108	232	114.81%
-Locker Burglary	4	0	-100.00%
-Petty Theft	167	352	110.78%
Grand Theft Auto	55	81	47.27%
Arson	5	7	40.00%
Total	769	1473	91.55%

The City Center had a (+11%) increase in Part 1 Crime when compared to the same time period last year. A sharp rise in Vehicle Burglaries (+121%) was the primary cause.

Part I Crime - City Center	January - November 2021	January - November 2022	% Change
Homicide	0	0	N/C
Rape	8	5	-37.50%
Assault, Aggravated	32	30	-6.25%
Robbery Total	29	20	-31.03%
-Robbery, Armed	16	9	-43.75%
-Robbery, Strong Arm	13	11	-15.38%
Burglary Total	106	82	-22.64%
-Burglary, Residence	16	13	-18.75%
-Burglary, Other	90	69	-23.33%
Theft Total	193	267	38.34%
-Grand Theft	67	73	8.96%
-Vehicle Burglary	52	115	121.15%
-Locker Burglary	0	0	N/C
-Petty Theft	74	79	6.76%
Grand Theft Auto	38	39	2.63%
Arson	2	8	300.000%
Total	408	451	10.54%

*N/C = not calculable

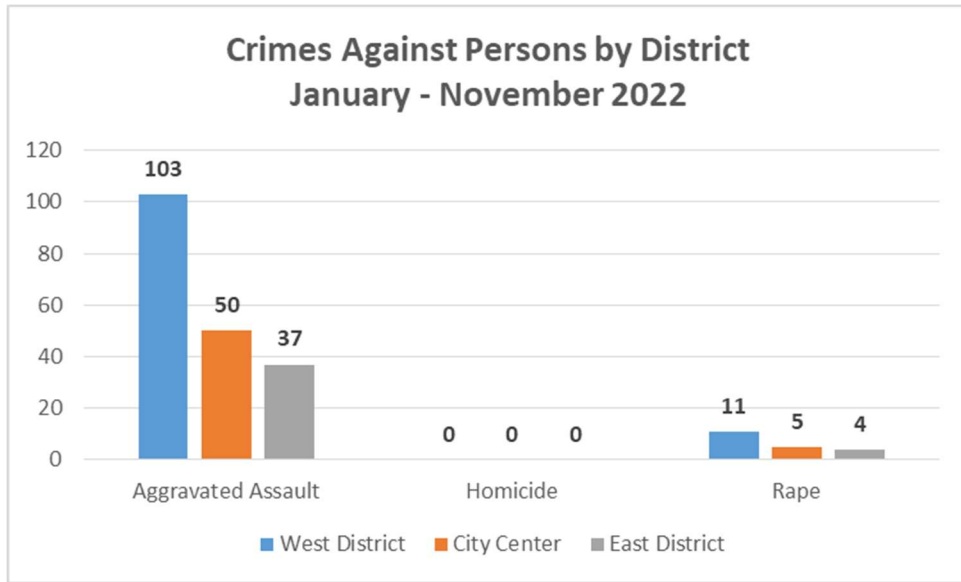
The East District had a (+31%) increase in Part 1 Crime when compared to the same time period last year. Total Theft increased (+45%).

Part I Crime - East District	January - November 2021	January - November 2022	% Change
Homicide	1	0	-100.00%
Rape	4	4	0.00%
Assault, Aggravated	35	37	5.71%
Robbery Total	25	38	52.00%
-Robbery, Armed	15	22	46.67%
-Robbery, Strong Arm	10	16	60.00%
Burglary Total	56	74	32.14%
-Burglary, Residence	24	26	8.33%
-Burglary, Other	32	48	50.00%
Theft Total	208	302	45.19%
-Grand Theft	58	76	31.03%
-Vehicle Burglary	42	51	21.43%
-Locker Burglary	0	1	N/C
-Petty Theft	108	174	61.11%
Grand Theft Auto	48	46	-4.17%
Arson	8	3	-62.50%
Total	385	504	30.91%

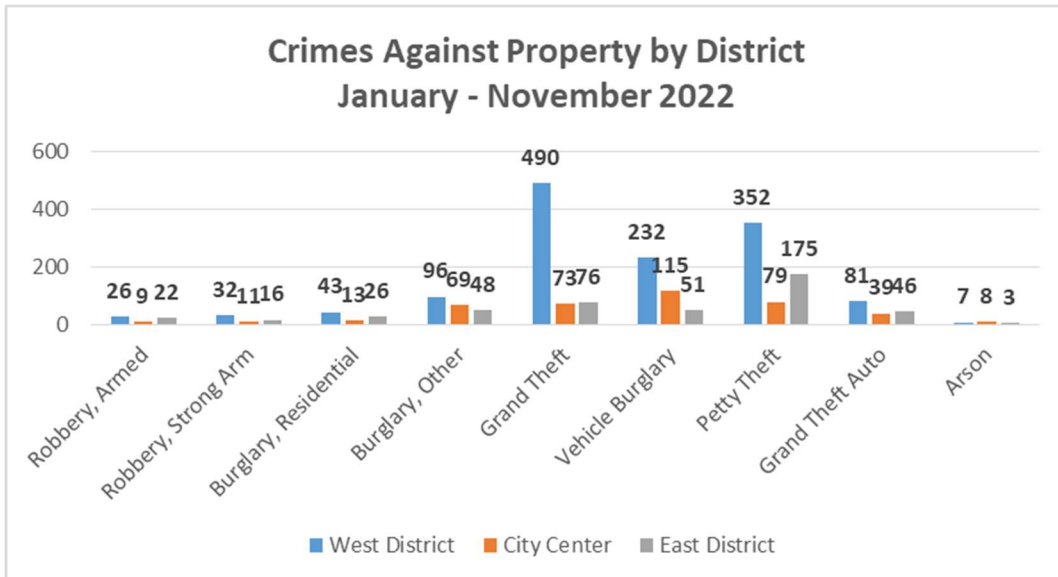
*N/C = not calculable

ATTACHMENT A

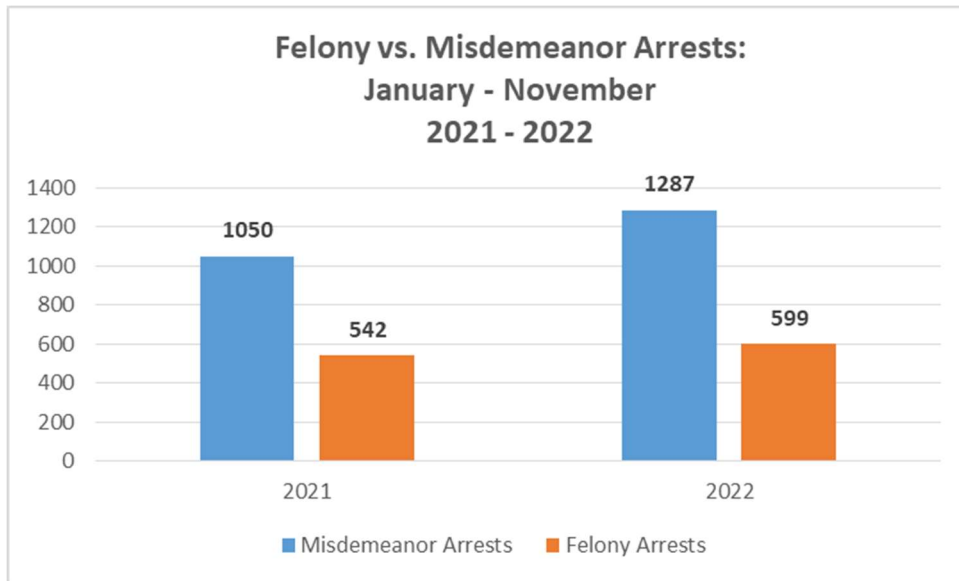
The following chart depicts crimes against persons, broken down by district, for January - November 2022.



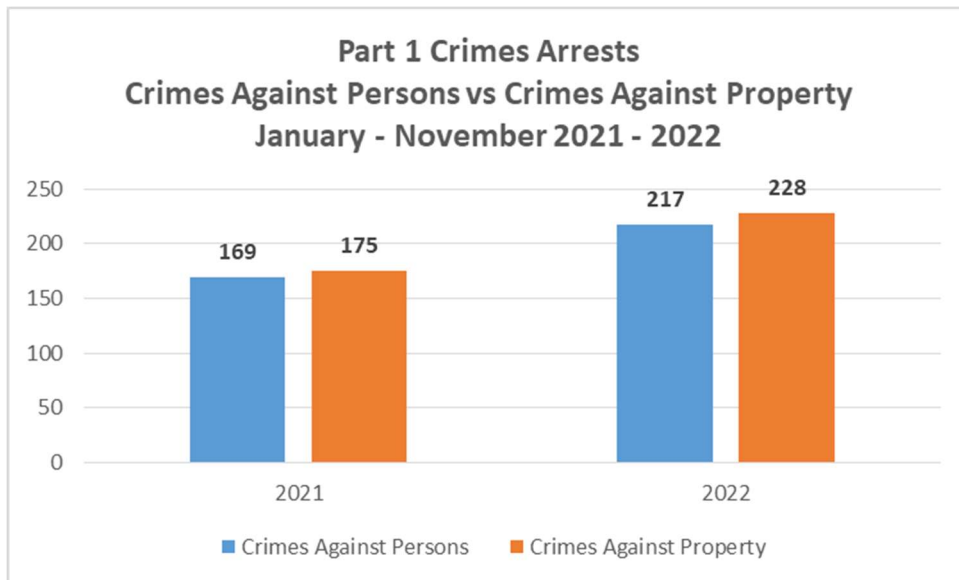
The following chart depicts crimes against property, broken down by district, for January - November 2022.



The following chart depicts the number of Part 1 Crime arrests for felonies versus misdemeanors for January - November of the last two years.

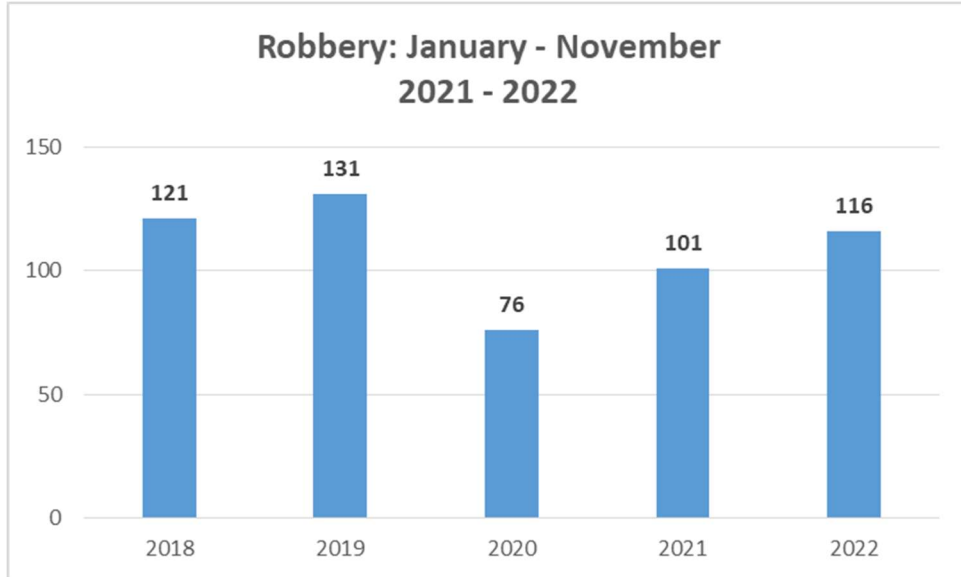


The following chart depicts the number of Part 1 Crime arrests for Crimes against Persons (i.e., Homicide, Rape, and Aggravated Assaults) versus those for Crimes against Property (i.e., Robbery, Burglary, Grand Theft, Petty Theft, Grand Theft Auto and Arson) for January - June of the last two years.

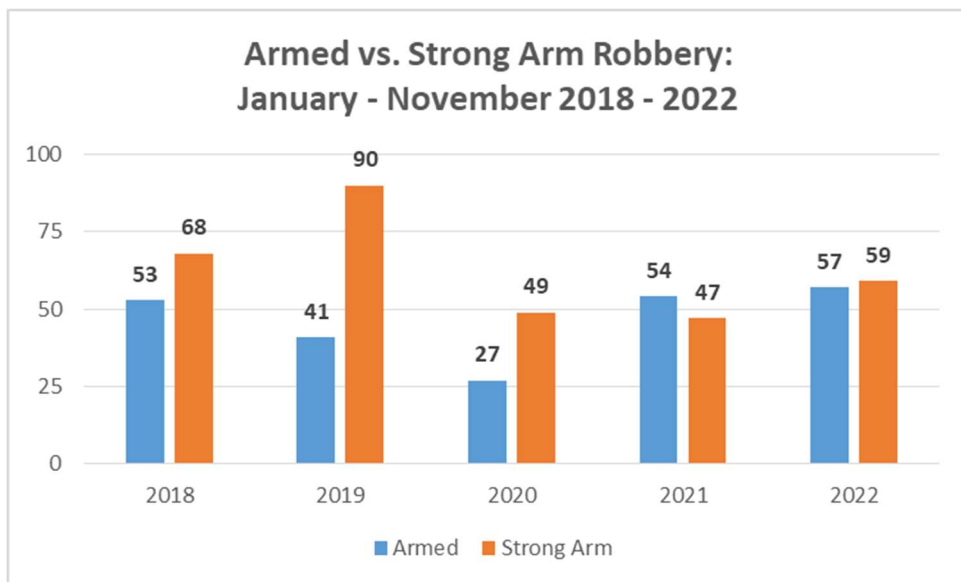


Robbery

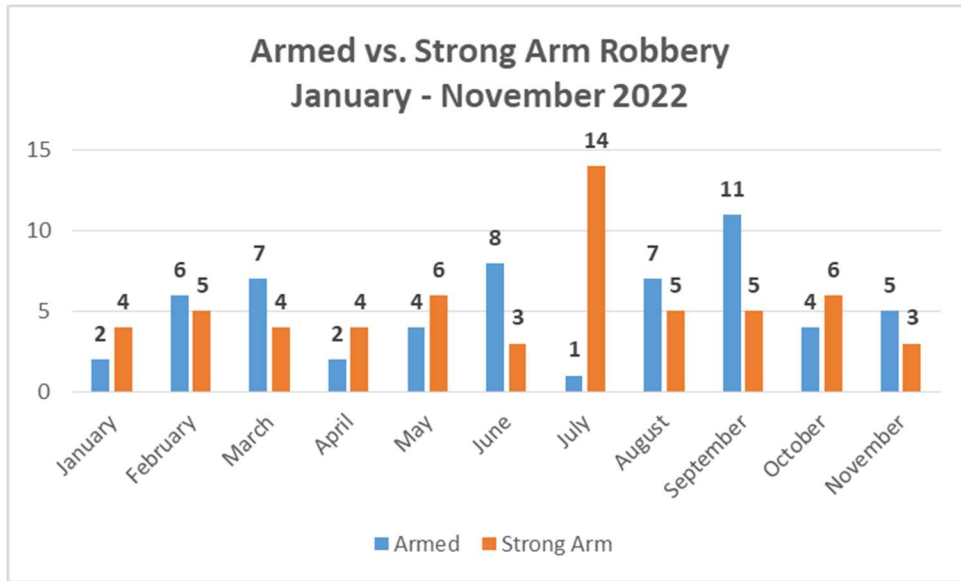
The following chart compares the number of Robberies during January - November for the last five years.



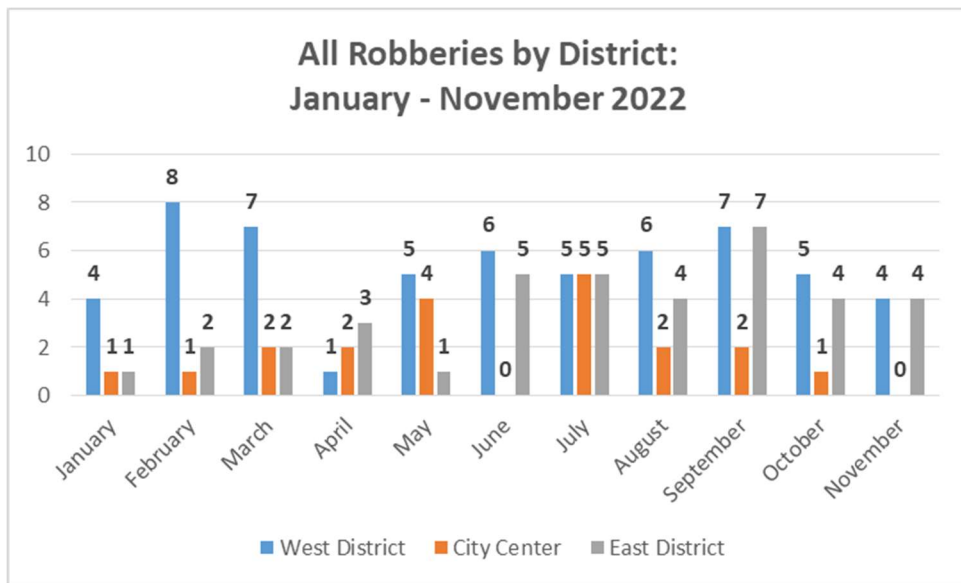
The following chart compares the number of Armed Robberies vs. Strong Arm Robberies during January - November for the last five years.



The following chart compares the number of Armed Robberies vs. Strong Arm Robberies during the months of January - November 2022.

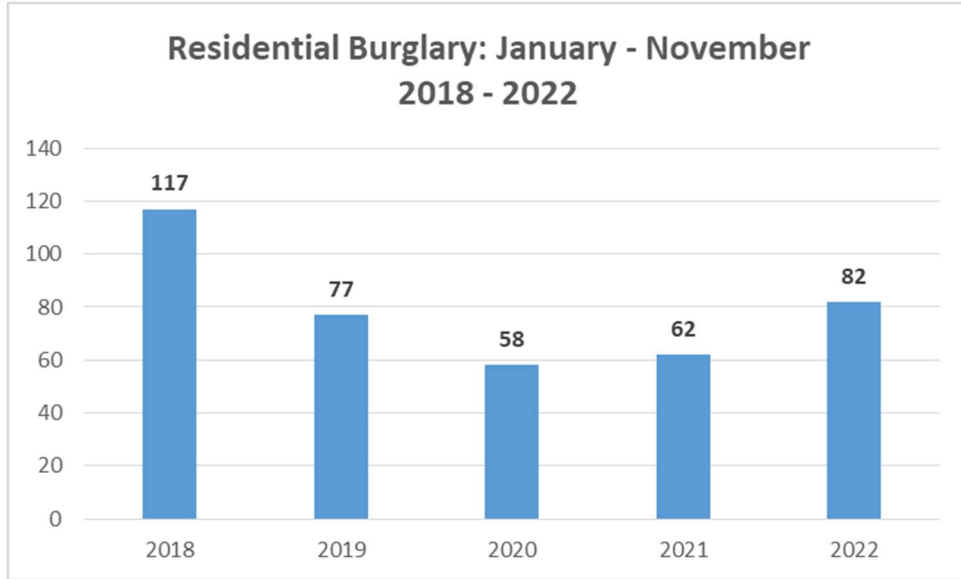


The following chart compares the number of Robberies by district for the months of January - November 2022.

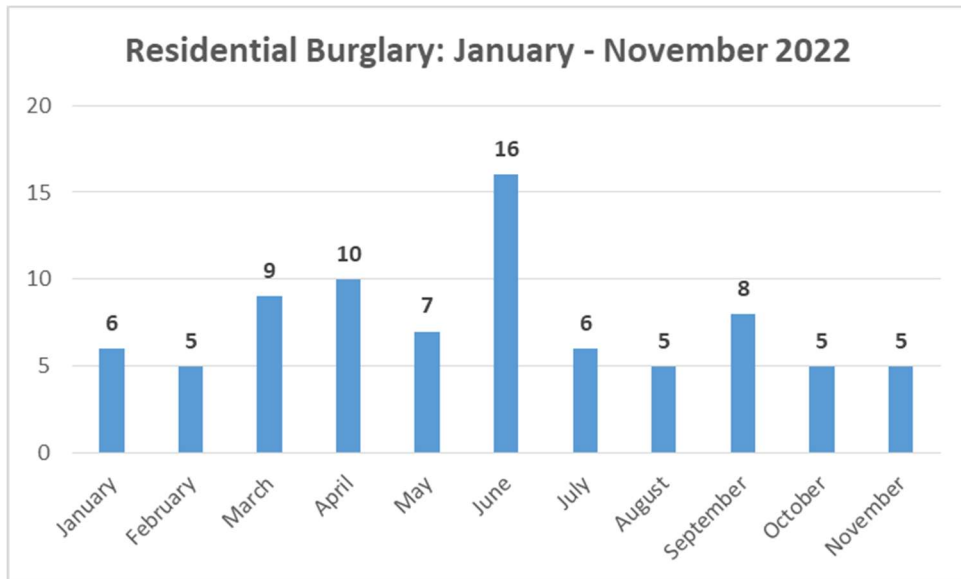


Residential Burglary

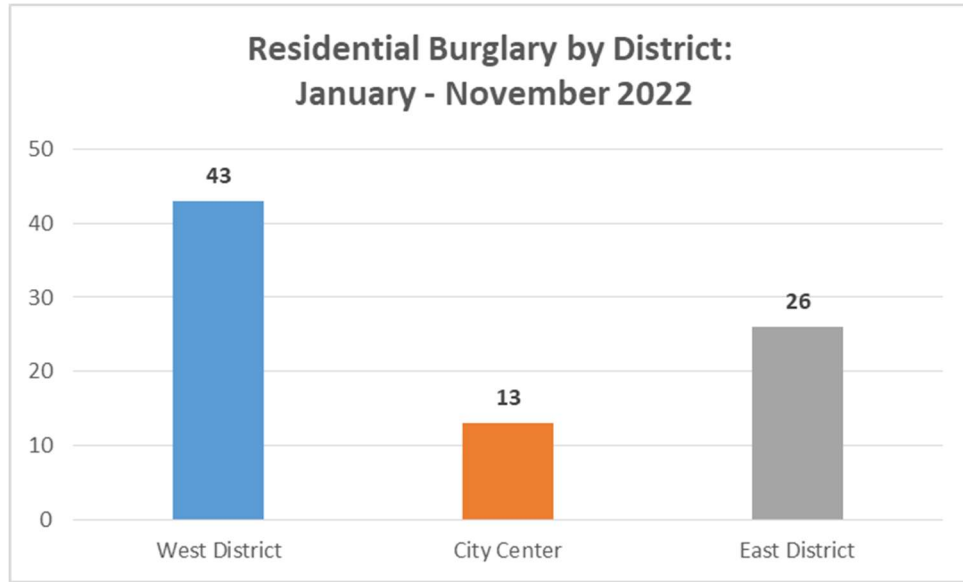
The following chart compares the number of Residential Burglaries during January - November for the last five years.



The following chart shows Residential Burglaries by month for January - November 2022.

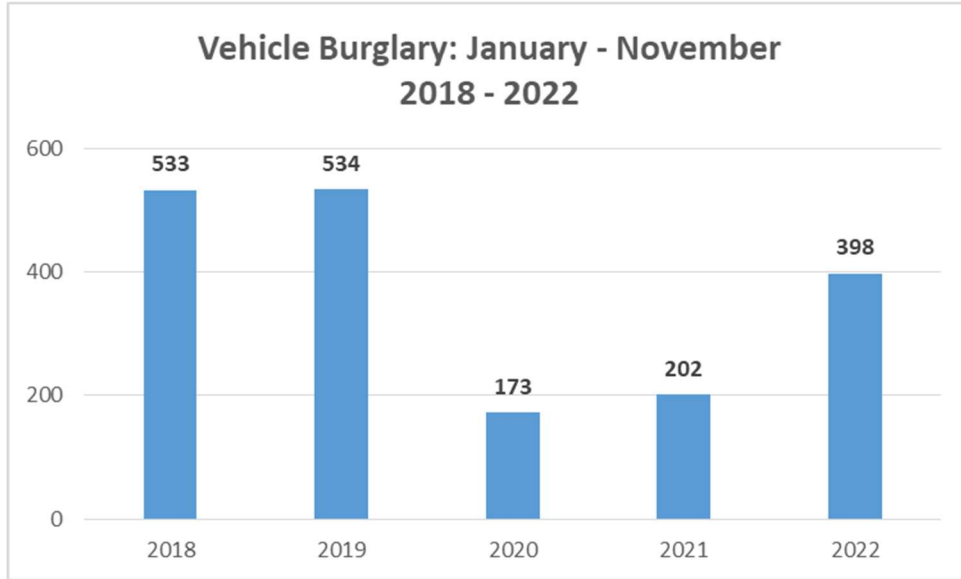


The following chart compares the number of Residential Burglaries by district for January - November 2022.

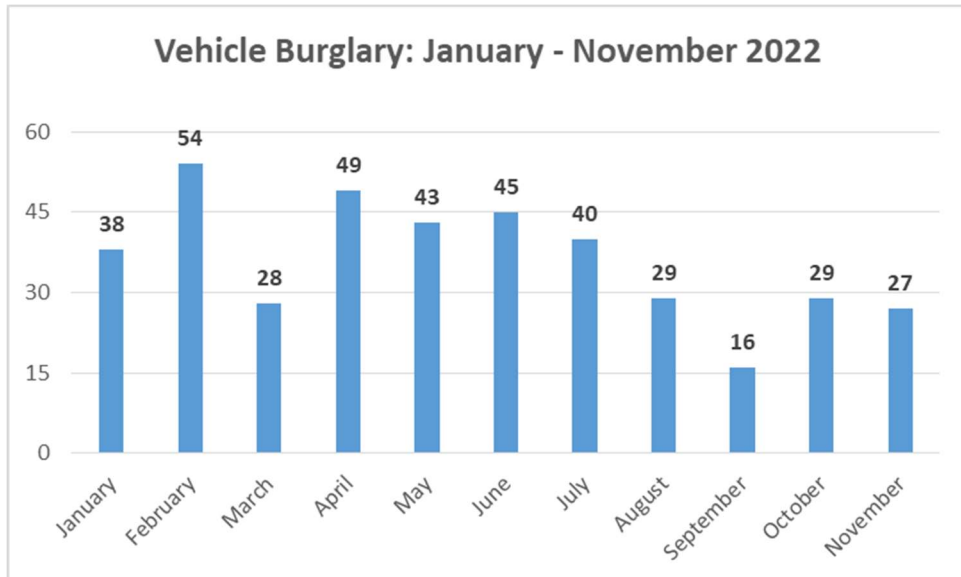


Vehicle Burglary

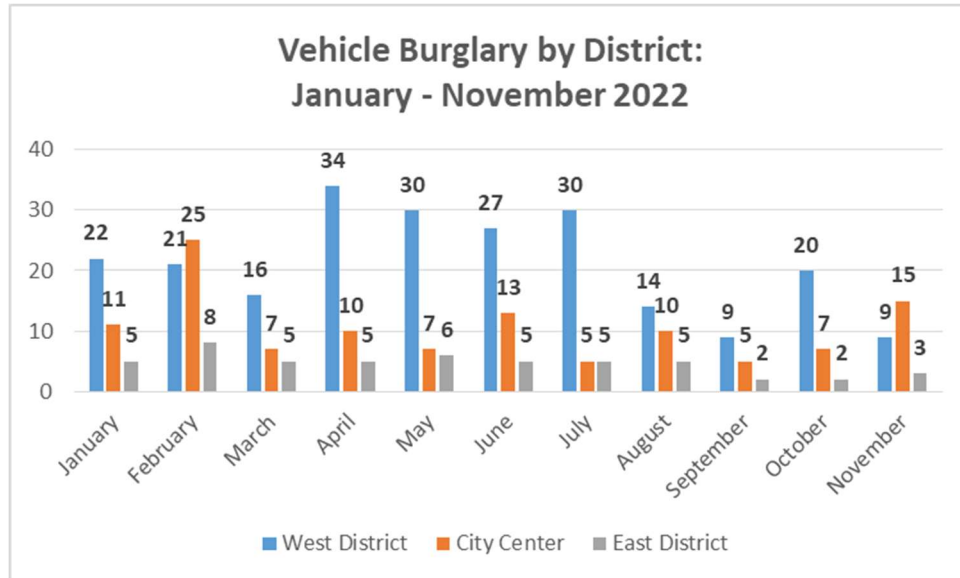
The following chart compares Vehicle Burglaries during January - November for the last five years.



The following chart shows Vehicle Burglaries by month for January - November 2022.

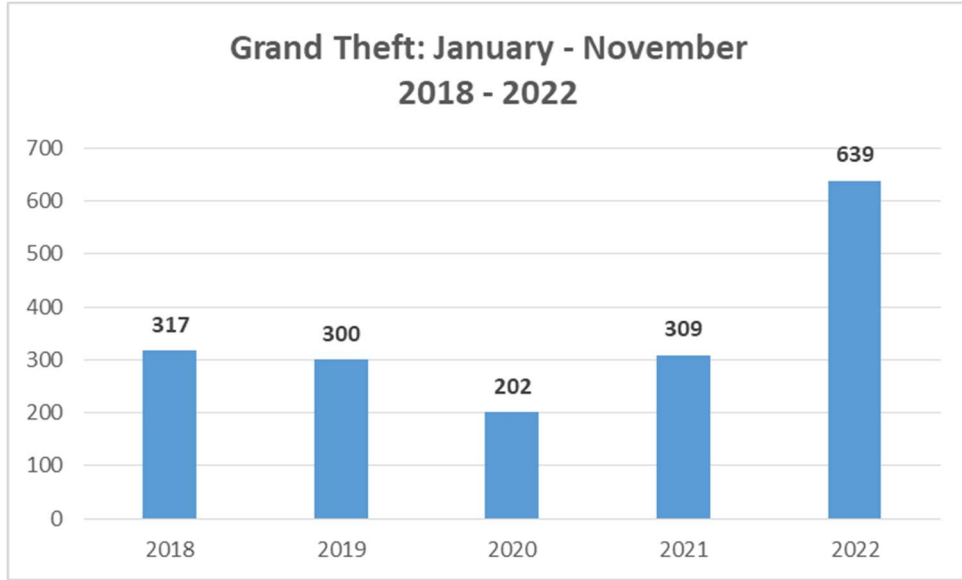


The following chart shows Vehicle Burglaries by month and district for January - November 2022.

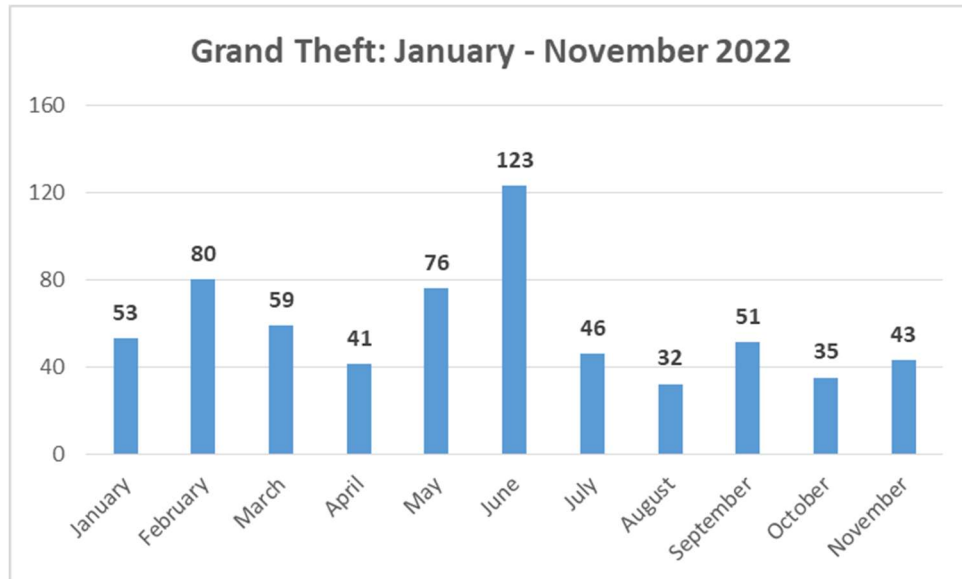


Grand Theft

The following chart compares Grand Thefts for January - November for the past five years.

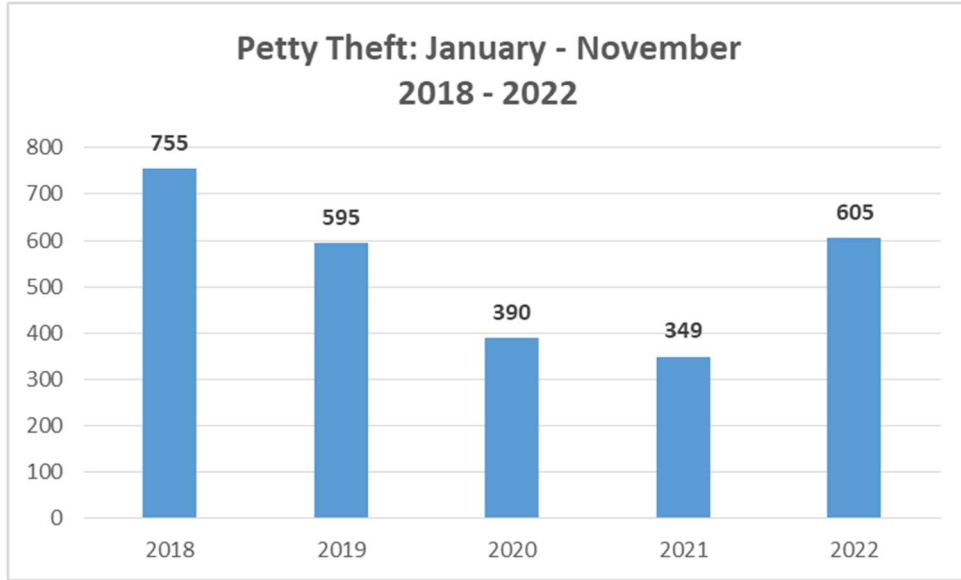


The following chart shows Grand Theft by month for January - November 2022.

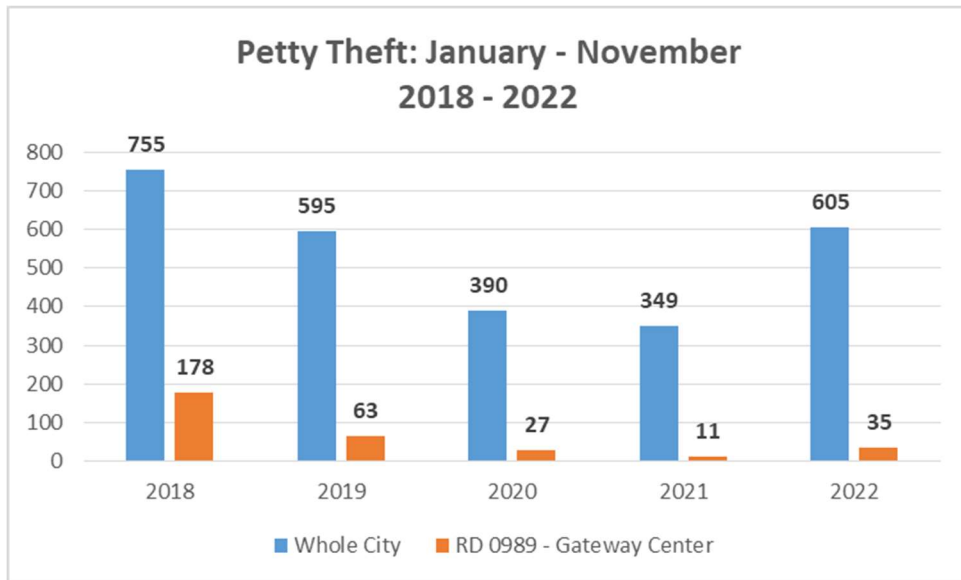


Petty Theft

The following chart compares Petty Thefts during January - November for the last five years.

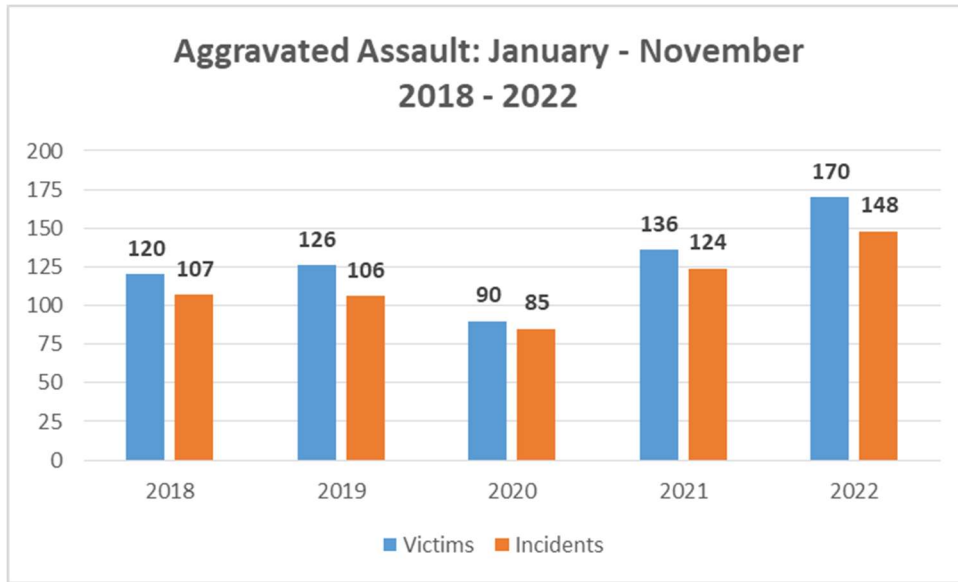


The following chart compares Petty Thefts over the last five years for the entire City vs. Petty Thefts for Reporting District 0989 (Gateway Center) only.



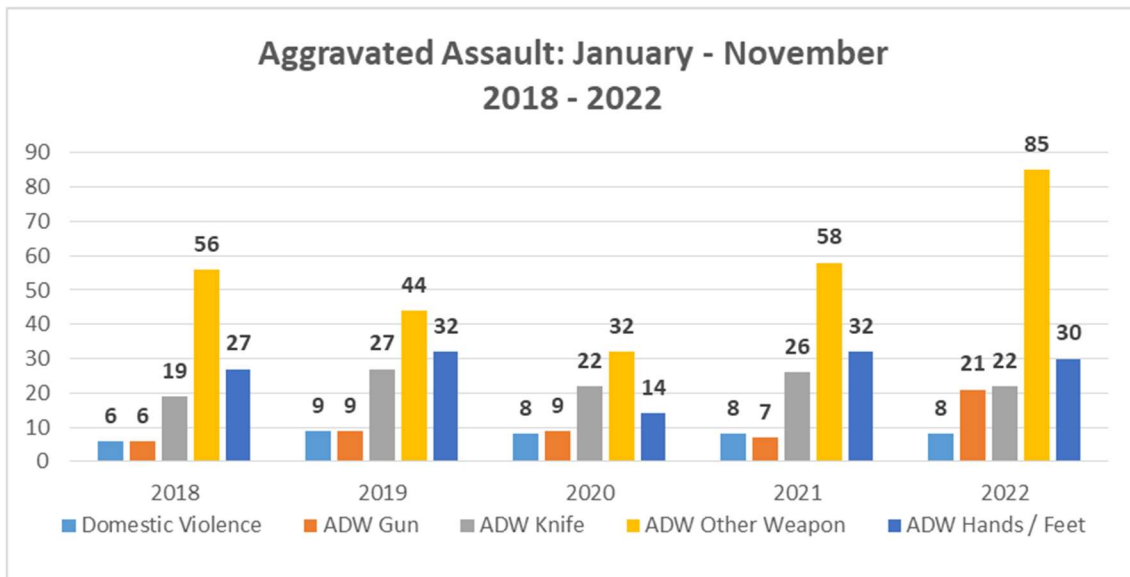
Aggravated Assaults

The following chart shows the number of Aggravated Assaults during January - November for the last five years. Aggravated Assaults are counted by victim (not incident) per Uniform Crime Reporting guidelines.



* Includes Aggravated Assaults against Police Officers and Child Assaults.

The following chart shows Aggravated Assaults isolated by category for January - November for the last five years.



* Aggravated Assaults against Police Officers and Child Assaults are not depicted.

The following chart shows Domestic Violence Incidents broken down by gender for January - November 2022. It should be noted, the Male - Female category does not denote a male suspect and female victim.

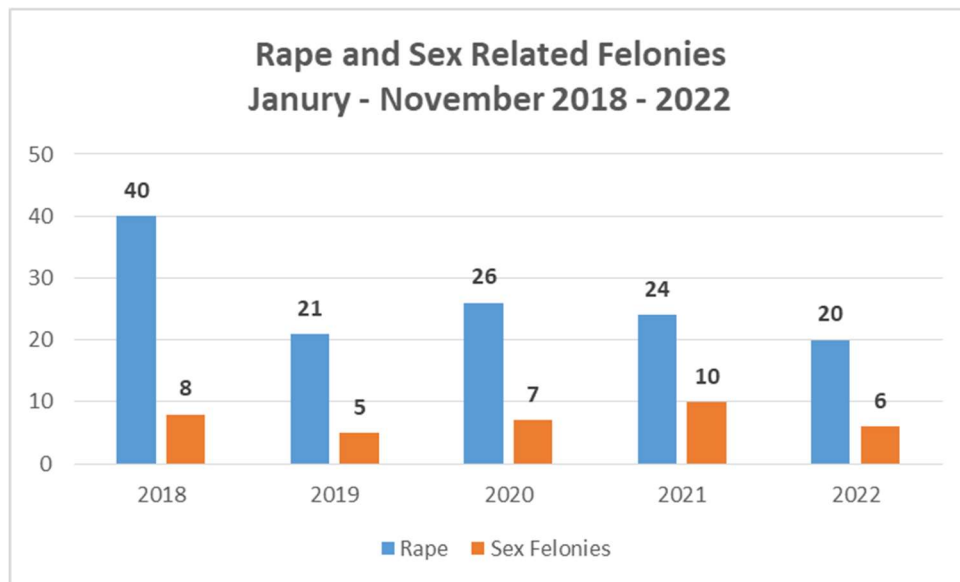
2022 (01/01 - 11/30) DV Incidents	Female - Female	Male - Female	Male - Male	Total	2021 Total	% Change
Criminal DV Incidents	9	80	47	136	101	34.65%
Assault, Aggravated	0	5	3	8	8	0.00%
Assault, Non-Aggravated	9	75	44	128	93	37.63%
Non-Criminal DV Incidents	0	11	1	7	7	0.00%
Total	9	91	48	143	108	32.41%

Assault - Aggravated: This category includes assaults by one person upon another for the purpose of inflicting severe or aggravated bodily injury (broken bones, internal injuries, or injuries requiring stitches).

Assault - Non Aggravated: This category includes all assaults which involve the use of a personal weapon (such as hands, fist, or feet) and in which there were no serious or aggravated injuries to the victim.

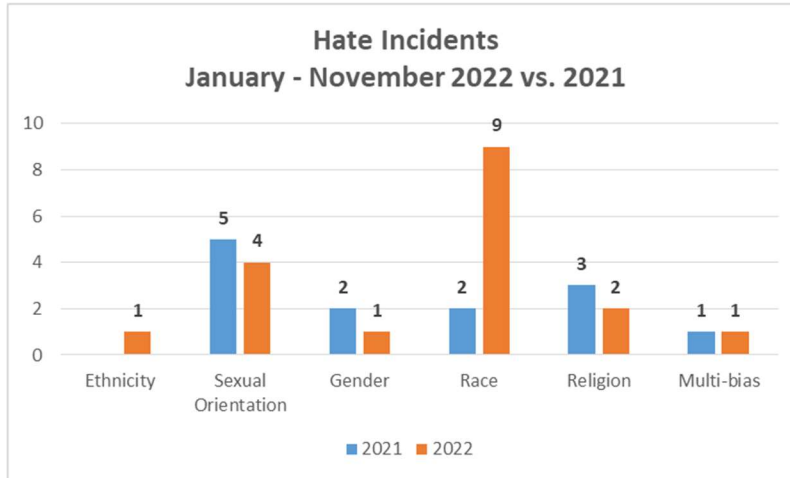
Rape & Sex Related Felonies

The following chart compares Rape and Sex Related Felonies from January - November for the last five years.

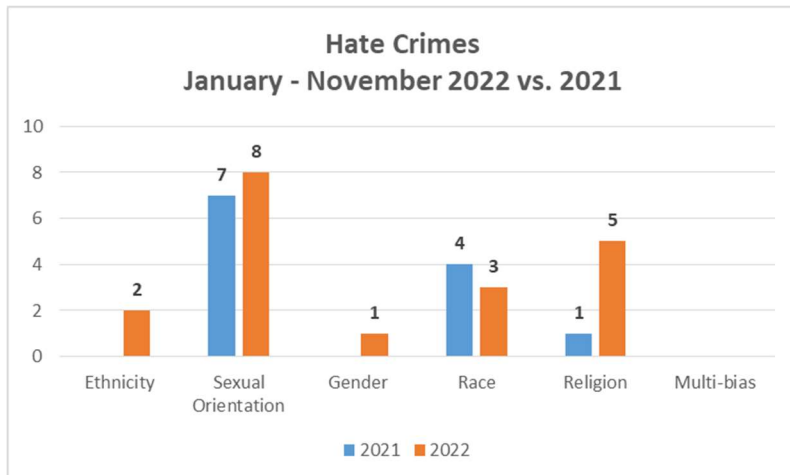


Hate Incidents & Hate Crimes

The following chart depicts the number of Hate Incidents for January – November of the last two years. A Hate “**Incident**” is any non-criminal act, including words, directed at a person or group, and motivated by a bias against that person or group, based on race, religion, ethnicity, sexual orientation, gender or disability. Hate incidents include, but are not limited to an utterance of epithets, distribution of hate materials in public places, posting of hate materials without causing property damage, and the display of offensive materials on one’s own property.



The following chart depicts the number of Hate Crimes for January – November of the last two years. A Hate “**Crime**” is any criminal act or attempted act directed toward (1) a person or group, motivated by bias against that person or group’s (actual or perceived) race, religion, ethnicity, sexual orientation, gender (including trans-gender) or disability (including mental), or a person’s association with any of the aforementioned protected groups or (2) a public agency or private institution, motivated by the fact that the agency or institution is identified or associated with an identifiable protected characteristic (i.e., race, religion, ethnicity, sexual orientation, gender or disability).



The following is a list of Part II Crimes for January – November 2022.

PART II CRIME (January - November)	2021	2022	% CHANGE
FORGERY	38	34	-10.53%
FRAUD	128	232	81.25%
IDENTITY THEFT	3	6	100.00%
SEX OFFENSES - FELONIES	10	6	-40.00%
SEX OFFENSES - MISDEMEANOR	31	45	45.16%
ASSAULT, NON-AGGRAVATED	203	258	27.09%
DOMESTIC ASSAULT, NON-AGGRAVATED	93	128	37.63%
ASSAULT ON PEACE OFFICER	21	20	-4.76%
WEAPON LAWS	42	46	9.52%
DEFRAUDING INN KEEPER	12	11	-8.33%
OFFENSES AGAINST FAMILY	3	8	166.67%
FELONY SALE CONTROLLED SUBSTANCE	12	13	8.33%
UNDER THE INFLUENCE OF NARCOTIC	26	56	115.38%
FELONY POSSESSION CONTROLLED SUBSTANCE	3	7	133.33%
MISDEMEANOR POSSESSION CONTROLLED SUBSTANCE	56	95	69.64%
FOUND NARCOTICS	10	11	10.00%
LIQUOR LAWS	0	1	N/C
DRUNK	53	90	69.81%
DISORDERLY CONDUCT	20	21	5.00%
VAGRANCY	0	0	N/C
GAMBLING	0	0	N/C
DRUNK DRIVING	68	96	41.18%
VEHICLE LAWS - MISDEMEANOR HIT AND RUN	268	338	26.12%
VEHICLE LAWS - FELONY HIT AND RUN	12	32	166.67%
VEHICLE / BOATING LAWS FELONY	7	9	28.57%
VEHICLE / BOATING LAWS MISDEMEANOR	237	262	10.55%
VANDALISM - MISDEMEANOR	55	67	21.82%
VANDALISM - FELONY	205	223	8.78%
VANDALISM - GRAFFITI / TAGGING	8	11	37.50%
RECEIVING STOLEN PROPERTY	2	3	50.00%
FEDERAL OFFENSES	5	7	40.00%
FELONIES - MISCELLANEOUS	63	69	9.52%
MISDEMEANORS, MISCELLANEOUS: TRESPASSING	53	54	1.89%
MISDEMEANORS, MISCELLANEOUS: ALL OTHERS	79	140	77.22%
TOTAL	1826	2399	31.38%

APPENDIX 1B – Community Impact Team (CIT)

The Community Impact Team (CIT) includes the Community Oriented Policing and Problem Solving (COPPS) Team and the Entertainment Policing Team (EPT). The CIT is led by supervisors, Lieutenant Fanny Lapkin and Sergeant Michael Yost. The CIT collectively manages community concerns and promotes crime prevention through a variety of intervention and enforcement techniques. Team members work with personnel from the City's Neighborhood and Business Safety Division, Animal Control, Human Services and Rent Stabilization Department, and many other City staff to address quality of life concerns.

The Entertainment Policing Team continues its work on Sunset Boulevard, Santa Monica Boulevard, and Robertson Boulevard. Entertainment Policing deputies primarily focus on "entertainment" and "alcohol" related law enforcement issues in the City. On a nightly basis, they actively patrol over ninety bars, nightclubs, and hotels.

While patrolling the different venues, the team members make contact with the management of the different establishments to maintain a cooperative working relationship and to stay informed on individual business concerns and events. The Team issues vehicle citations, tows vehicles, and completes many field investigations and arrests. Due to COVID-19, the Teams responsibilities have been modified to include addressing the criminal transient issues such as drinking in public, public urination, drug usage, littering, trespassing, theft, panhandling, and misuse of public facilities.

As part of their regular duties, EPT handles crowd control issues and Alcoholic Beverage Control (ABC) enforcement. Personnel also works closely with the Sunset Strip Business Association (SSBA), their related security detail, SSBA members, and City Code Compliance officers through specialized operations. The deputies also enforce the codes concerning loud music/party and other quality of life issues. Another aspect of their duties includes assisting the West Hollywood Detective Bureau by documenting and monitoring gang members, probationers, and parolees in the City's limits. The Team has received numerous commendations from community members, the station Captain, and the City.

The COPPS Team remains committed to collaborating with City officials, residents, and businesses to solve community concerns. Team members also worked with several Neighborhood Watch groups addressing residents' concerns, including criminal transient issues such as drinking in public, public urination, drug usage, littering, trespassing, theft, panhandling, and misuse of public facilities. Team members not only make arrests for violations of law, but also provide information and assistance regarding shelters, medical attention, jobs, and substance use disorder education. In addition, the COPPS team conducts numerous park patrols and works closely with local businesses to address their concerns and institute a

“Letter of Agency” where appropriate. A “Letter of Agency” gives the Sheriff’s Department the authority to enforce trespassing on private property.

A new program was created to help address the issue of people experiencing homelessness in our Community. The program is called CARE Outreach (Contact, Assist, Resources, and Enforcement). The CIT Team has weekly operations where the Teams go around the City and contact people experiencing homelessness. The Teams offer resources and access to housing. If the person does not accept the offer, other information is provided to the person if they change their mind. The last resort is enforcement.

The City and Station have entered into a partnership with Tarzana Treatment Center to provide substance use disorder treatment. When the CIT Team conducts a CARE Outreach Operation, and ends up arresting someone who is experiencing substance use disorder, the next day, a counselor from the Tarzana Treatment Center comes to the station to interview the individual to determine interest and eligibility to enter a rehabilitation program. This provides a wonderful opportunity and second chance for people in our Community, suffering with substance use disorder, to receive help.

The following is a list of CIT activities for January – June 2021 vs. January – June 2022.

CIT Activity	January - June 2021	January - June 2022	% Change
"Cookies Enforcement"	16	0	-100.00%
CARE Homeless outreach Operations	24	21	-12.50%
CIT Calls for Service	593	527	-11.13%
City Quality of Life Requests	910	331	-63.63%
Code Compliance Issues	6	37	516.67%
Detective Bureau Operations	2	5	150.00%
Felony Arrests	32	27	-15.63%
Homelessness Meetings	0	0	N/C
Misc. Vehicle Code Citations	143	16	-88.81%
Misdemeanor Arrests	160	52	-67.50%
NARCO Operation / Search Warrant	17	2	-88.24%
Neighborhood Watch/Community Safety Meetings	2	5	150.00%
Park Security Meetings	0	0	N/C
Probation / Parole Compliance Searches	0	0	N/C
Robbery Suppression Operations	4	4	0.00%
School Presentations	1	2	100.00%
Senior Safety Meetings	3	0	-100.00%
Tobacco Grant	4	0	-100.00%
Vacant Properties Meetings	6	5	-16.67%
Vacant Property Patrol Checks	912	1018	11.62%
Vehicle Burglary Suppression	3	5	66.67%

APPENDIX 1C – Detective Bureau

The Detective Bureau at West Hollywood conducts follow-up investigations on all criminal complaints filed at the Station. The Bureau is headed by one (1) Lieutenant, three (3) Sergeants, ten (10) Detectives, one (1) Crime Analyst, three (3) professional staff members, and one (1) Reserve Detective. The Detective Bureau is responsible for the investigation of crimes, ranging from disorderly conduct, vandalism, and thefts, to crimes against persons, including robberies, assaults, and hate crimes. Between January and November 2022, the Detective Bureau received 1,193 active cases, which is an increase of 36% from 878 active cases during January to November 2021. During that time frame, the Detective Bureau also investigated 16 reports of possible drink spiking occurring at local clubs and private residences within the City.

Through investigations, the Detective Bureau is responsible for the identification and apprehension of criminals, recovery of property, and the identification and preservation of evidence. One detective is assigned to monitor and conduct annual registration of sex crime offenders who are registered within the City of West Hollywood. With several neighboring law enforcement agencies, the Detective Bureau participates in a multi-agency collaboration (both state and federal) in sharing information about crime trends and suspect identification. The Detective Bureau's Crime Analyst continues to document recent trends and statistics to assist with directed patrols in targeted areas. In addition, the Crime Analyst uses the available technology to assist in solving cases. The Detective Bureau continues to maintain a close working relationship with community members and Neighborhood Watch groups. They also work closely with the West Hollywood EPT and CIT Teams.

One specific case of interest during this period was an armed robbery that occurred on Kings Road in April 2022. In this case, a man and woman were robbed at gunpoint while walking on the sidewalk. A cell phone and a wallet containing credit cards were taken from the victims. Detectives located and obtained surveillance video of the robbery from a nearby apartment complex that showed one of the suspects and their vehicle. Detectives also monitored the stolen credit cards and noticed a fraudulent purchase made by the suspects after the robbery with the victim's credit card. They responded to the store and obtained additional images of both suspects and their vehicle while other detectives tracked the stolen cell phone to a hotel in Bell, CA. Detectives responded to that location for surveillance while a search warrant was written. While waiting for the search warrant to be signed, detectives observed both suspects leave their hotel room and they were taken into custody at gunpoint. The primary suspect was linked to an additional armed robbery in Lomita, CA and several incidents of organized mail and identity theft.

Automated License Plate Reader (ALPR)

The Automated License Plate Reader (ALPR) system continues to be a valuable resource for the Sheriff's station. This system is installed in a number of patrol vehicles and captures thousands of license plates as deputy personnel drive their patrol area. Deputies can also park in the middle of a busy street and capture vehicle license plates traveling in both directions. This system has and will continue to be an invaluable resource for Detectives and field personnel. This technology is also used by the Crime Analyst to document suspect vehicle movement, and also assist Detectives by tethering the vehicle into the crime being investigated or additional crimes in other jurisdictions.

ALPR Reads - January - November 2022	
Station – Direction – Street – Intersection – Lane #	Detections
WHD_WB_SntMonicaBl_LBreaAv_Ln1	2,607,768
WHD_EB_SntMonicaBl_LBreaAv_Ln1	2,506,256
WHD_NB_LBreaAv_SntMonicaBl_Ln1	1,454,643
WHD_NB_LBreaAv_SntMonicaBl_Ln2	1,437,659
WHD_SB_LBreaAv_SntMonicaBl_Ln2	1,075,574
WHD_SB_LBreaAv_SntMonicaBl_Ln1	831,171
WHD_EB_SntMonicaBl_LBreaAv_Ln2	780,022
WHD_WB_SntMonicaBl_LBreaAv_Ln2	104,595
WHD_NB_LBreaAv_SntMonicaBl_Ln3	99,763
WHD_SB_LBreaAv_SntMonicaBl_Ln3	32,776
Total Detections	10,930,227

APPENDIX 1D – Traffic Division

The Traffic Division monitors general traffic issues and consists of two (2) Traffic Motor Deputies, six (6) Traffic Enforcement cars, and two (2) Traffic Detectives. The Traffic Division is supervised by one Detective Bureau Sergeant. The field units monitor traffic patterns throughout the city and conduct special enforcement operations in problem areas. Traffic personnel are typically the initial on-scene investigators at any collision scene.

The following is a list of activities for the Traffic Division comparing January - November 2021 to January - November of 2022:

Type of Case	January - November 2021	January - November 2021	% Change
Traffic Collision Investigations	651	795	22.12%
Fatal Traffic Collision Investigations	1	1	0.00%
Traffic Collision Investigations Involving Injury	160	250	56.25%
Traffic Collision Investigations Involving Non-Injury	491	550	12.02%
DUI Traffic Collision Investigations	44	61	38.64%
Traffic Collision Investigations - Pedestrians vs. Vehicle	39	56	43.59%
Traffic Collision Investigations - Bicyclists vs. Vehicle	14	15	7.14%
Hit and Run Traffic Collision Investigations	133	210	57.89%
Total Citations Written	3,026	2,803	-7.37%
DUI Arrests	68	96	41.18%
Speeding Citations	1173	181	-84.57%
Cellular Phone – Talking	82	78	-4.88%
Cellular Phone – Texting	514	481	-6.42%

For January through November of 2022, the number of reported traffic collisions in the City of West Hollywood increased 22%, as compared to January – November 2021.

The number of DUI traffic collision investigations increased 39%, and the number of DUI arrests increased 41%. The Traffic Division has taken a proactive approach to combat drunk driving. The Traffic Detective has continued DUI training for newly assigned Patrol and Traffic Deputies. As a result, Patrol and Traffic Deputies are more aware of the signs of drunk driving as well as proper documentation of DUI arrests. By using a combination of enforcement and educational campaigns, the West Hollywood Traffic Division aims to reduce DUI's even more in the months to follow. The implementation of DUI checkpoints by Traffic Services Division along with their conducting numerous traffic enforcement operations within the city limits has helped in this regard.

Traffic Collisions by Street January - November 2022			
Street	Total Collisions	Injury Collisions	Fatal Collisions
Fountain Avenue	41	26	0
San Vicente Blvd	26	10	0
Santa Monica Blvd	182	79	0
Sunset Blvd	101	43	1

High Incidence Intersections Report January - November 2022		
Rank	Intersection	Total Collisions
1	La Brea Avenue / Santa Monica Blvd	19
2	Sunset Blvd / La Cienega Blvd	13
3	La Cienega Blvd / Santa Monica Blvd (N)	12
4	La Cienega Blvd / Holloway Dr	11
5	San Vicente Blvd / Santa Monica Blvd (N)	11
6	Santa Monica Blvd / Robertson Blvd (N)	11
7	Doheny Dr / Sunset Blvd	9
8	La Cienega Blvd / Melrose Av	8
9	Crescent Heights Blvd / Fountain Av	7
10	Fountain Av / La Brea Av	6
11	La Cienega Blvd / Fountain Av	6
12	Santa Monica Blvd / Laurel Av	6

APPENDIX 1E – Youth Programs

YAL Activities, January – June, 2022

On site location closed due to Covid 19 in January.

Plummer Park site re-opened with limited hours in February.

Registered Youth: 23

VIRTUAL TEEN PROGRAMMING

Teen virtual programming is designed to develop the social and cognitive abilities of teen participants, as well as experience fun and organized virtual activities that encourage leadership and build confidence. Teen participants are invited to register for the Teen BulleTEEN, which is a weekly newsletter that provides daily themed activities geared towards teens.

Themes include:

- Motivational Mondays, meant to boost morale, inspire success, and motivate positivity.
- Live Zoom Tuesdays is our time to connect face to face on the virtual screen with engaging games, discussions about life skills, sharing challenges, brainstorming solutions, and providing updates.
- Recipe Wednesdays will inspire teens to tap into their inner chef and learn about nutrition and healthy eating.
- Thought Thursdays is time we set aside for the mind, for self-care and to test your brain, whether it's allowing yourself to reflect upon your week or to challenge yourself with our weekly trivia and virtual escape rooms.
- Fit Fridays encourage a healthy and active lifestyle by providing weekly fitness challenges that are beginner friendly, no gym or equipment necessary, and could be done in the comfort of your own home!

Field Trips/ Special Events:

- Mountain High snow trip

February

Registered youth: 28

Activities:

On site:

Tutoring

SYLC (Sheriff's Youth Leadership Council) meeting, Art, Teen Chef, Guitar, Photography, DIY projects, Me day, Movie Night, Billiards.

Football/ Soccer/ Basketball/ Dodgeball/ Frisbee/ Running/ Hiking/ SAS project

Community service:

-Letters to first responders

-Park Clean-Up

Field Trips/ Special Events: None

March

Registered youth: 29

Activities:

On site:

Tutoring

SYLC (Sheriff's Youth Leadership Council) meeting

Art, Teen Chef, Guitar, Photography, DIY projects, Me day, Movie Night, Billiards

Football/ Soccer/ Basketball/ Dodgeball/ Frisbee/ Running/ Hiking/ SAS project

Community service:

-VolunTEEN Movies at the Park (Snack shack/ Different gaming stations to prep)

Field Trips/ Special Events:

- iHike (Franklin Canyon)

- Camping (Castaic Lake)

- Sean's Retirement party at Plummer Park

April

Registered youth: 32

Activities:

On site:

Tutoring

SYLC (Sheriff's Youth Leadership Council) meeting

Art, Teen Chef, Guitar, Photography, DIY projects, Me day, Movie Night, Billiards

Football/ Soccer/ Basketball/ Dodgeball/ Frisbee/ Running/ Hiking/ SAS project

Community service:

- VolunTEEN Park Clean-Up
- VolunTEEN Chalk Wall Clean-Up

Field Trips/ Special Events:

- Aquarium of The Pacific/ Picnic
- Round table meeting

May

Registered youth: 32

Activities:

On site:

Tutoring

SYLC (Sheriff's Youth Leadership Council) meeting

Art, Teen Chef, Guitar, Photography, DIY projects, Me day, Movie Night, Billiards

Football/ Soccer/ Basketball/ Dodgeball/ Frisbee/ Running/ Hiking/ SAS project

Community service:

- VolunTEEN PlayBall Event at West Hollywood Park (Snack shack/
Different gaming stations to prep)
- VolunTEEN Beach Clean-Up (Dockweiler Beach)

Field Trips/ Special Events:

- Cinco de Mayo TEEN party
- VolunTEEN Awards Ceramony (WeHo City council members awarding
Scholarship to WeHo TEENs)

June

Registered youth: 47

Activities:

On site:

Tutoring

SYLC (Sheriff's Youth Leadership Council) meeting

Art, Teen Chef, Guitar, Photography, DIY projects, Me day, Movie Night, Billiards

Football/ Soccer/ Basketball/ Dodgeball/ Frisbee/ Running/ Hiking/ SAS project

Community service:

- VolunTEEN Movies in the Park (Snack shack/ Different gaming stations to prep)
- VolunTEEN Beach Clean-Up
- Junk in the Trunk (Snack shack/ Different gaming stations to prep)

Field Trips/ Special Events:

- AMC trip to Universal Studios (Jurassic World: Dominion)
- Big Air Trampoline Park trip
- iWalk (The Grove)

July

Registered youth: 49

Activities:

On site:

Tutoring

SYLC (Sheriff's Youth Leadership Council) meeting

Art, Teen Chef, Guitar, Photography, DIY projects, Me day, Movie Night, Billiards

Football/ Soccer/ Basketball/ Dodgeball/ Frisbee/ Running/ Hiking/ SAS project

Community service:

- VolunTEEN Beach Clean-Up (Topanga Beach)
- VolunTEEN Movies in the park (Plummer Park) (Snack shack/ Different gaming stations to prep)
- VolunTEEN Chalk walk Clean-Up (Plummer Park)
- VolunTEEN Leadership Meetings

Field Trips/ Special Events:

-iWalk (The Grove-Fairfax District)

August

Registered youth: 55

Activities:

On site:

Tutoring

SYLC (Sheriff's Youth Leadership Council) meeting

Art, Teen Chef, Guitar, Photography, DIY projects, Me day, Movie Night, Billiards
Football/ Soccer/ Basketball/ Dodgeball/ Frisbee/ Running/ Hiking/ SAS project

Community service:

- VolunTEEN Movies in the park (Plummer Park) (Snack shack/ Different gaming stations to prep)
- VolunTEEN Rec Expo (West Hollywood Park) (Snack shack/ Different gaming stations to prep)
- VolunTEEN Leadership Meetings

Field Trips/ Special Events:

- ARC West Hollywood Park (Pool Aquatics Center)
- The Getty Villa Museum (Malibu)

September

Registered youth: 63

Activities:

On site:

Tutoring

SYLC (Sheriff's Youth Leadership Council) meeting

Art, Teen Chef, Guitar, Photography, DIY projects, Me day, Movie Night, Billiards
Football/ Soccer/ Basketball/ Dodgeball/ Frisbee/ Running/ Hiking/ SAS project

Community service:

- VolunTEEN Beach Clean-Up (Manhattan Beach)
- VolunTEEN Movies in the park (Plummer Park) (Snack shack/ Different gaming stations to prep)
- VolunTEEN Junk in the Trunk (Plummer Park) (Snack shack/ Different gaming stations to prep)
- VolunTEEN Action Committee

Field Trips/ Special Events:

- iWalk (The Grove-Fairfax District)
- Mini Horse Therapy Trip (Malibu)

October

Registered youth: 66

Activities:

On site:

Tutoring

SYLC (Sheriff's Youth Leadership Council) meeting

Art, Teen Chef, Guitar, Photography, DIY projects, Me day, Movie Night, Billiards
Football/ Soccer/ Basketball/ Dodgeball/ Frisbee/ Running/ Hiking/ SAS project

Community service:

- VolunTEEN Park Clean-Up (Plummer Park)
- VolunTEEN Youth Halloween Carnival (Plummer Park) (Snack shack/
Different gaming stations to prep)
- VolunTEEN Kids Fair (West Hollywood Park)
- VoluTEEN Action Committee

Field Trips/ Special Events:

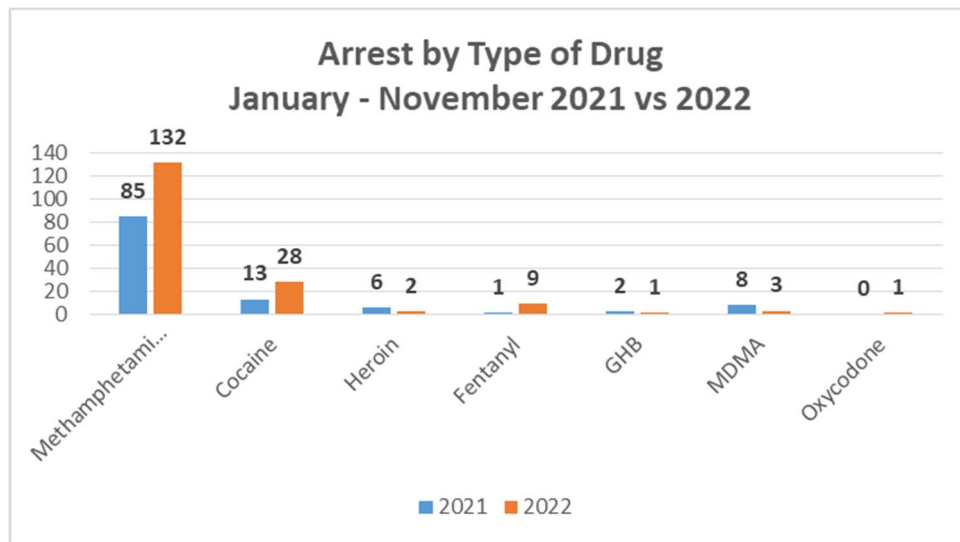
- Teen Picture at the ARC/Basketball tournament (West Hollywood Park)

TEENS GRADUATED (June 2022): 10

APPENDIX 1F – Narcotics Bureau

The Northwest Region Narcotics Team services West Hollywood Station, Santa Clarita Station and Lost Hills Station. During this report time, the team consisted of two (2) Detectives and one (1) Sergeant. The Northwest Region Narcotics Team regularly responds to and investigates narcotic related arrests generated by station patrol, as well as their own cases. Additionally, the Narcotics Bureau is on-call to respond after hours to any incident warranting detective intervention.

The following chart shows arrests by type of drug for January – November 2021 vs. 2022.



The “Safe Drug Drop Off” program is still in effect and has monthly drop off opportunities at the station, providing the community with a safe receptacle to discard their hazardous materials (syringes, blood vials, test kits), as well as expired prescription medications. This program is intended for residents only and is not for commercial use.

The West Hollywood Narcotics Bureau detectives remained diligent in pursuing illegal narcotics activity throughout the City of West Hollywood and surrounding areas. Based on information obtained through Crime Stoppers, citizens and confidential informants, there have been arrests of narcotics dealers and users who live in the West Hollywood area.

APPENDIX 1G – Volunteers

Volunteers in Police Service

There are 22 volunteers who serve the West Hollywood Station under the direction of Captain Moulder, Lt. Lapkin and Sergeant Michael Yost. Station volunteers assist with Front Desk reception, clerical duties, traffic control and handicap placard violation citations. A volunteer maintains the station's website, and assists with the Twitter, NextDoor, Facebook and Nixle messaging services.

Month	Donated Hours	Value of Hours (\$26.87 per Hour)
JAN	173	\$4,649
FEB	194	\$5,213
MAR	216	\$5,804
APR	189	\$5,078
MAY	248	\$6,664
JUN	200	\$5,374
Total:	1,220	\$32,782

Participation:

Personnel with over 10 years of service:

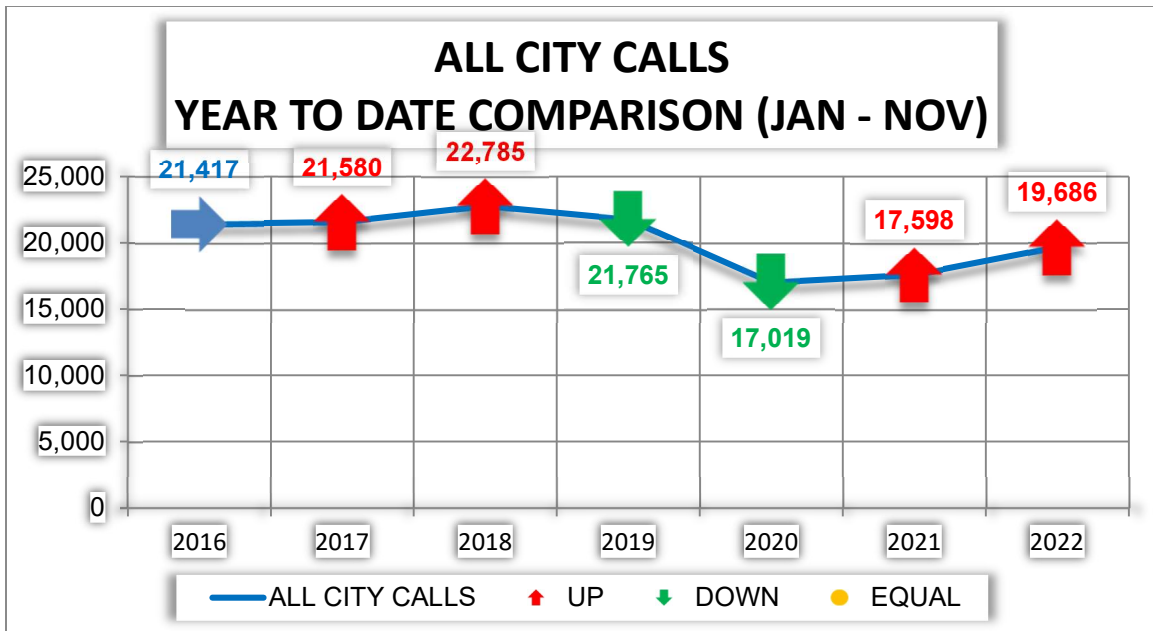
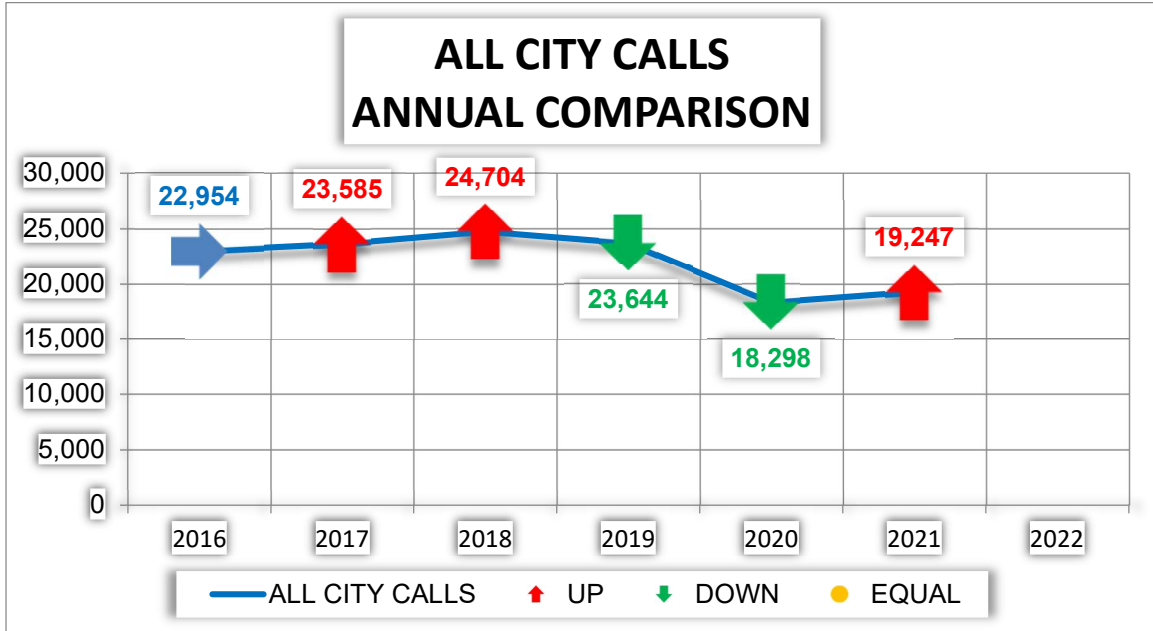
- One Volunteer is starting his 28th year.
- One Volunteer is starting his 14th year.
- One Volunteer is starting his 12th year
- Two Volunteers are starting their 11th year.

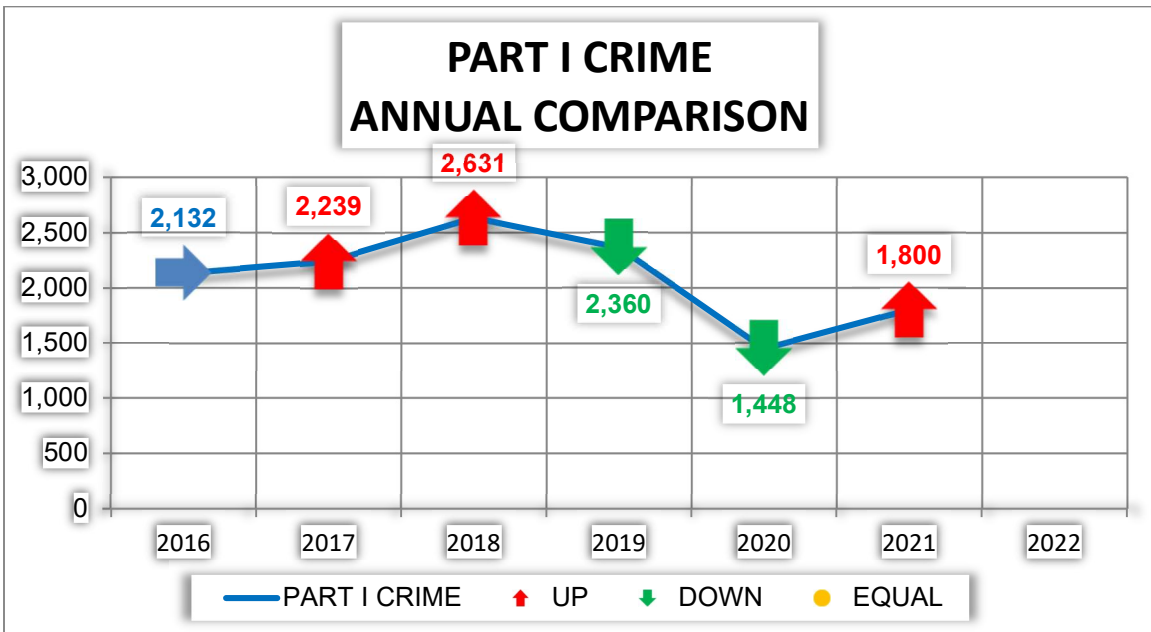
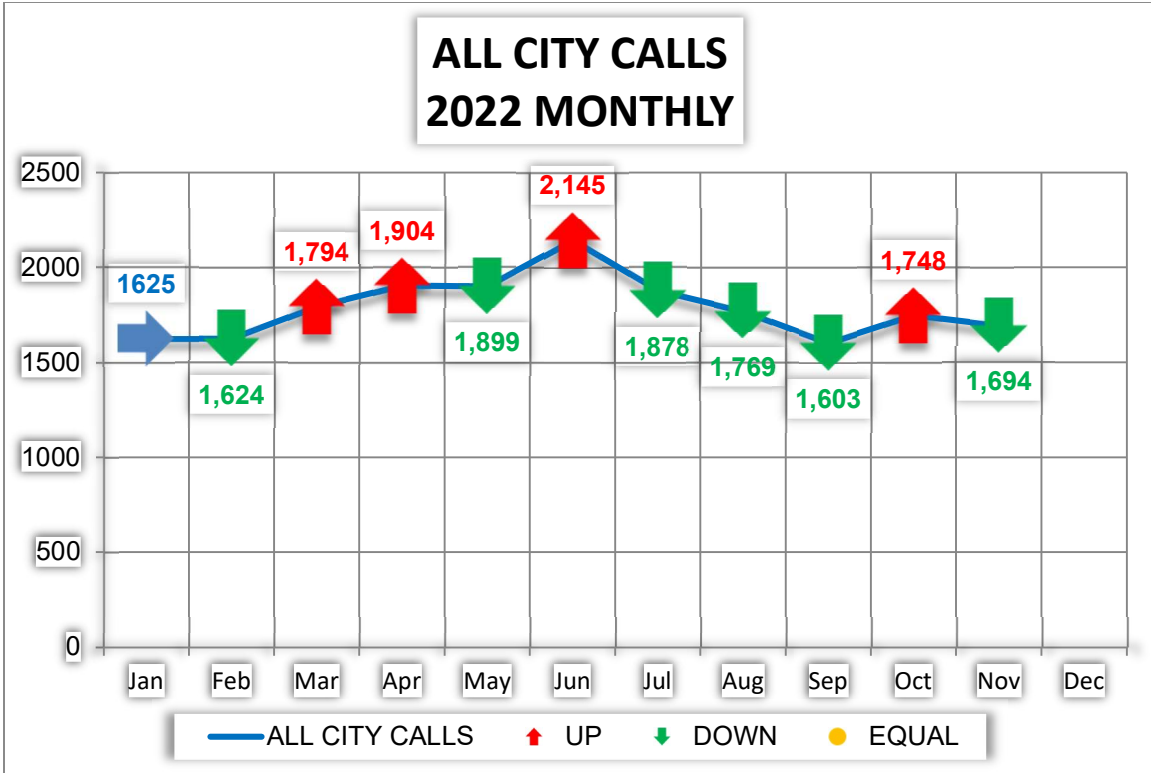
APPENDIX 1H – Alleged Drink Spiking Report

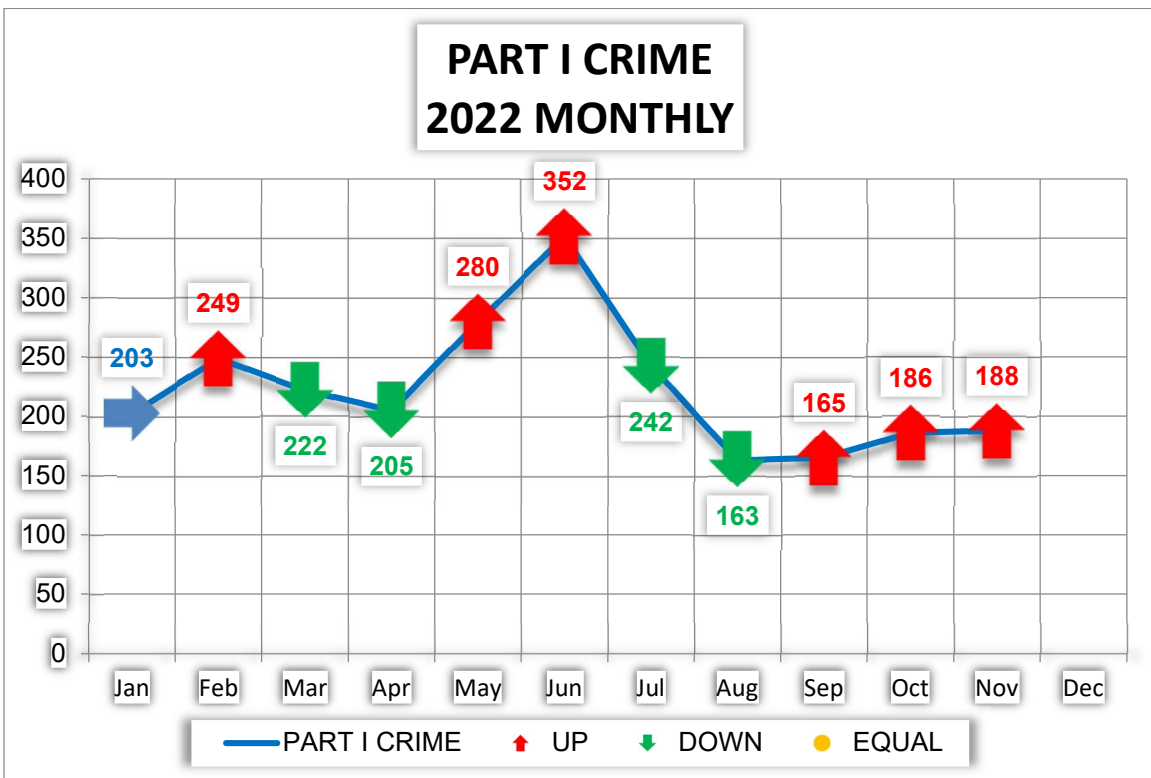
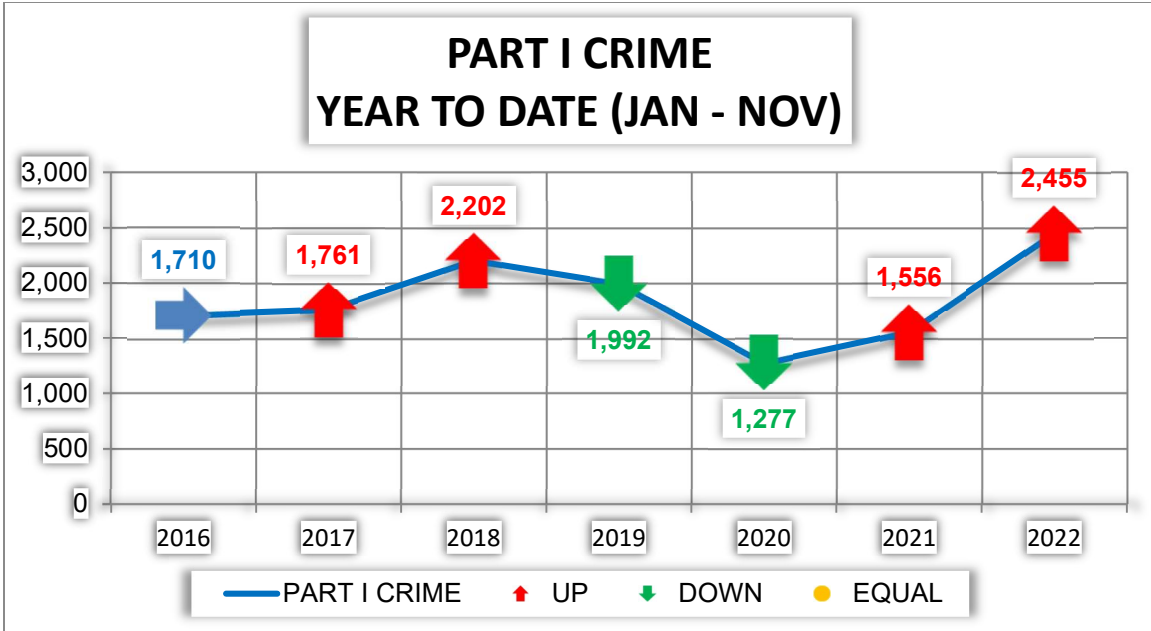
YEAR	ALLEGED SPIKING LOCATION	CRIME	LOCATION OF ALLEGED RAPE / THEFT	RESULT
2016	Private Residence	Rape	West Hollywood	DA Reject
	Private Residence	Rape	West Hollywood	Victim uncooperative with investigation
	Local Business	Rape	West Hollywood	Case Filed w/DA's Office
	Local Business	Rape	Blackout - Woke up in Hospital	Victim uncooperative with investigation
2017	Private Residence	Rape	West Hollywood	Victim uncooperative with investigation
	Local Business	Rape	Blackout	No workable information
	Local Business	Rape	West Hollywood	Victim uncooperative with investigation
	Local Business	Rape	Blackout - Woke up in Hospital	DA Reject
	Private Residence	Grand Theft	West Hollywood	
	Local Business	Rape	Blackout - Woke up on Hollywood Street	Case Filed w/DA's Office
	Local Business	Rape	Alley in West Hollywood	No workable information
2018	Private Residence	Rape	West Hollywood	Non desirous of investigation/prosecution
	Private Residence	Rape	West Hollywood	DA Reject
2019	Local Business	Rape	Blackout	No workable information
	Local Business	Susp Circs - Rape	Blackout - Woke up in Hospital	No evidence of a crime
	Local Business	Rape	Woke up at Holloway Motel	No further workable. All leads exhausted
	Local Business	Rape	Blackout - Woke up in car unknown area	Case Closed
	Local Business	Susp Circs - Rape	Blackout - Found on West Hollywood Street	No further workable. All leads exhausted
	Local Business	Susp Circs - Rape	Blackout	Victim uncooperative with investigation
	Private Residence	Rape	West Hollywood	DA Reject
	2020	Local Business	Susp Circs - Rape	Bathroom
Local Business		Rape	Bathroom	Victim uncooperative with investigation
Local Business		Rape	West Hollywood	Victim does not want further investigation
Local Business		Rape	Woke up on Sunset Blvd sidewalk	Lack of crime elements. Victim non-desirous
Local Business		Rape	West Hollywood	DA Reject
Local Business		Rape	West Hollywood	Victim uncooperative with investigation
Private Residence		Rape	West Hollywood	No further workable. All leads exhausted
2021	Local Business	Spiked Drink	Unknown	No Evidence of Crime
	Local Business	Rape	West Hollywood	Case Filed w/DA's Office
	Local Business	Rape	Blackout	Victim does not want to further investigation
	Local Business	Grand Theft	West Hollywood	Pending
	Private Residence	Rape	West Hollywood	Active Case
	Local Business	Spiked Drink	Unknown	Inactive
	Local Business	Sexual Assault	Alley	Closed
	Local Business	Spiked Drink	N/A	Pending
2022	Local Business	Rape	Unknown	Inactive
	Local Business	Sexual Assault	Black out - woke up in alley	Pending
	Local Business	Rape	Hotel Room	Active Case
	Local Business	Susp Circs - Rape	Private residence	Inactive
	Local Business	Spiked Drink	Club	Pending
	Local Business	Spiked Drink	Club	Inactive
	Local Business	Spiked Drink	Club	Pending
	Local Business	Grand Theft	Private residence	Pending
	Local Business	Spiked Drink	Club	Active Case
	Local Business	Susp Circs - Rape	Vehicle	Active Case
	Local Business	Grand Theft	Private residence	Pending
	Local Business	Sexual Assault	Private residence	Pending
	Local Business	Grand Theft	Private residence	Pending
	Local Business	Grand Theft	Private residence	Pending
	Local Business	Grand Theft	Hotel Room	Pending
	Local Business	Grand Theft	Hotel Room	Pending
	Private Residence	Rape	Private residence	Active Case
Local Business	Grand Theft	Club	Pending	
Private Residence	Sexual Assault	Vehicle	Suspect Arrested	

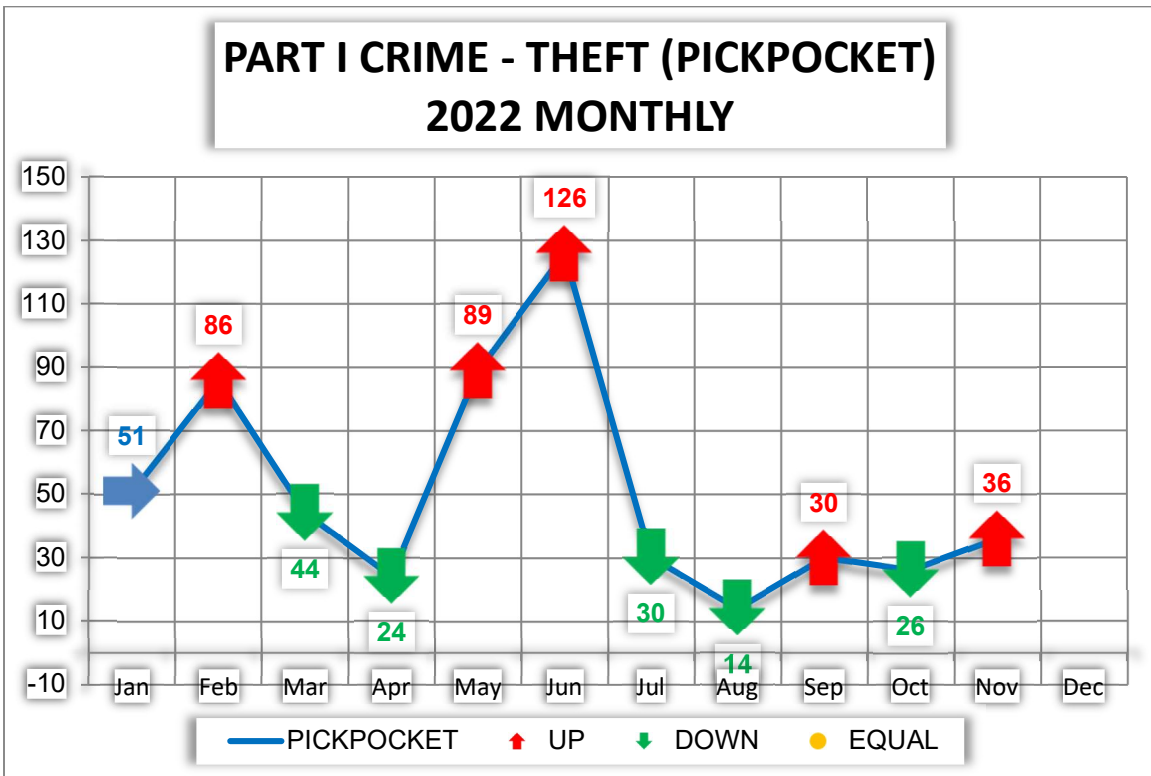
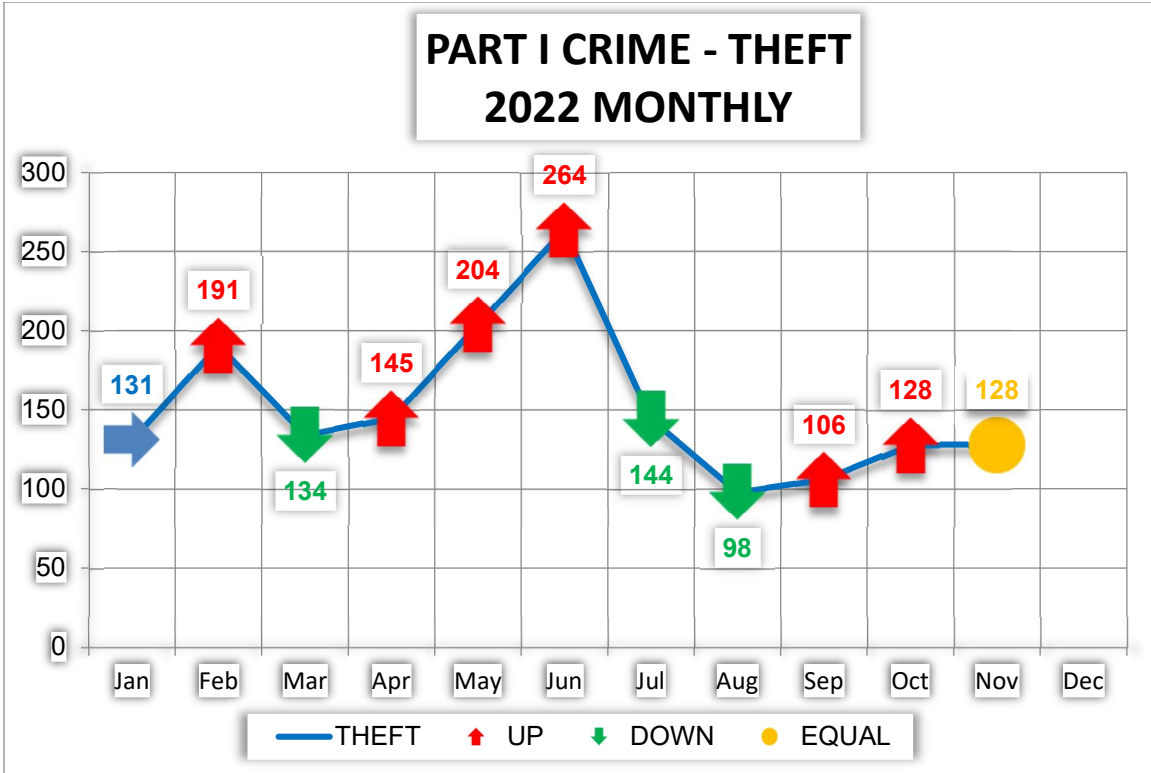
SUMMARY
Total Incidents: 54
Incidents w/Sexual Assault - 38
Incidents without Sexual Assault - 16
LOCATION OF ALLEGED DRINK SPIKING
Local Business - 43 incidents
Private Residence - 11 Incidents
WHD RAPES BY YEAR
2016 - 26
2017 - 29
2018 - 40 (14 incidents with same suspect)
2019 - 24
2020 - 28
2021 - 24
2022 - 20 (YTD)

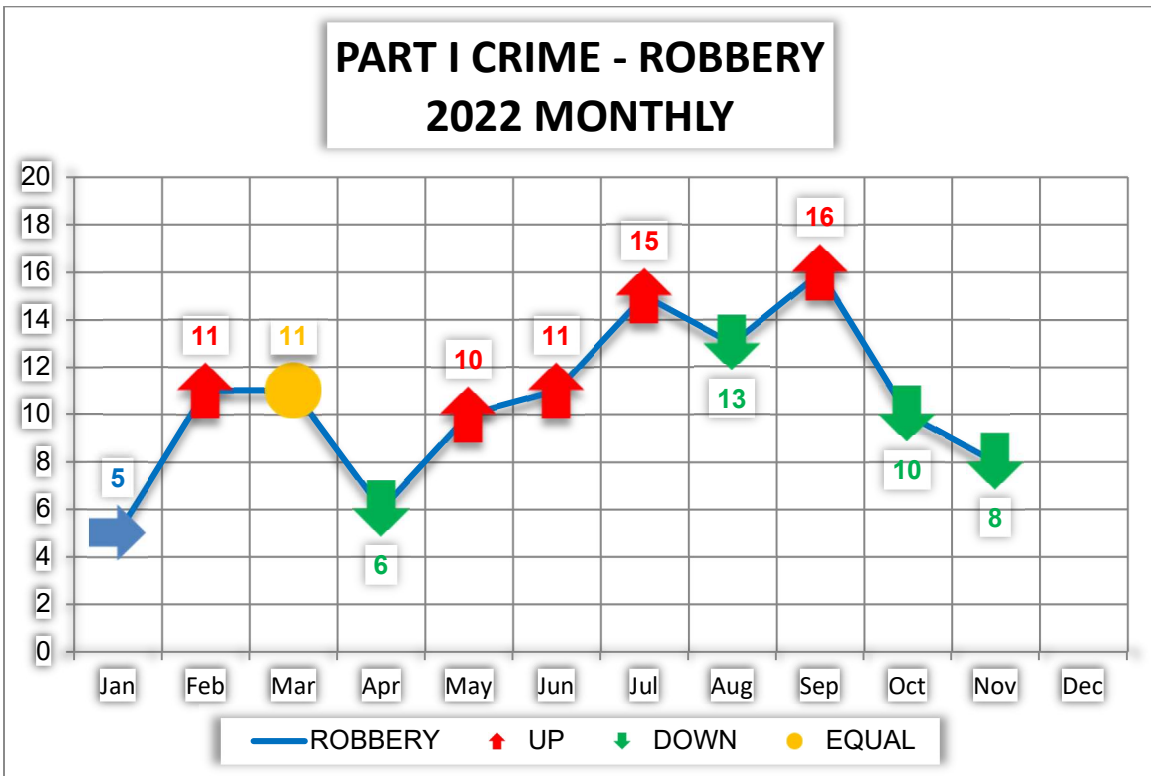
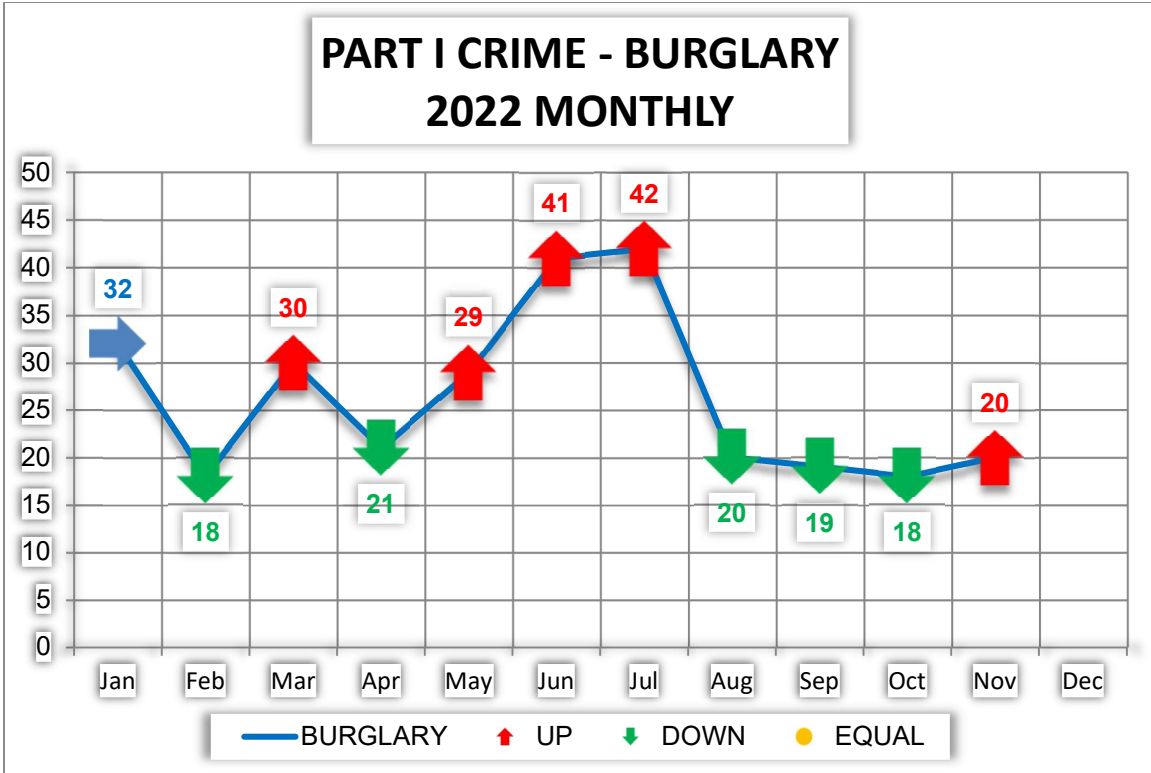
APPENDIX 1I – City Trend Graphs of Sheriff’s Crime Report

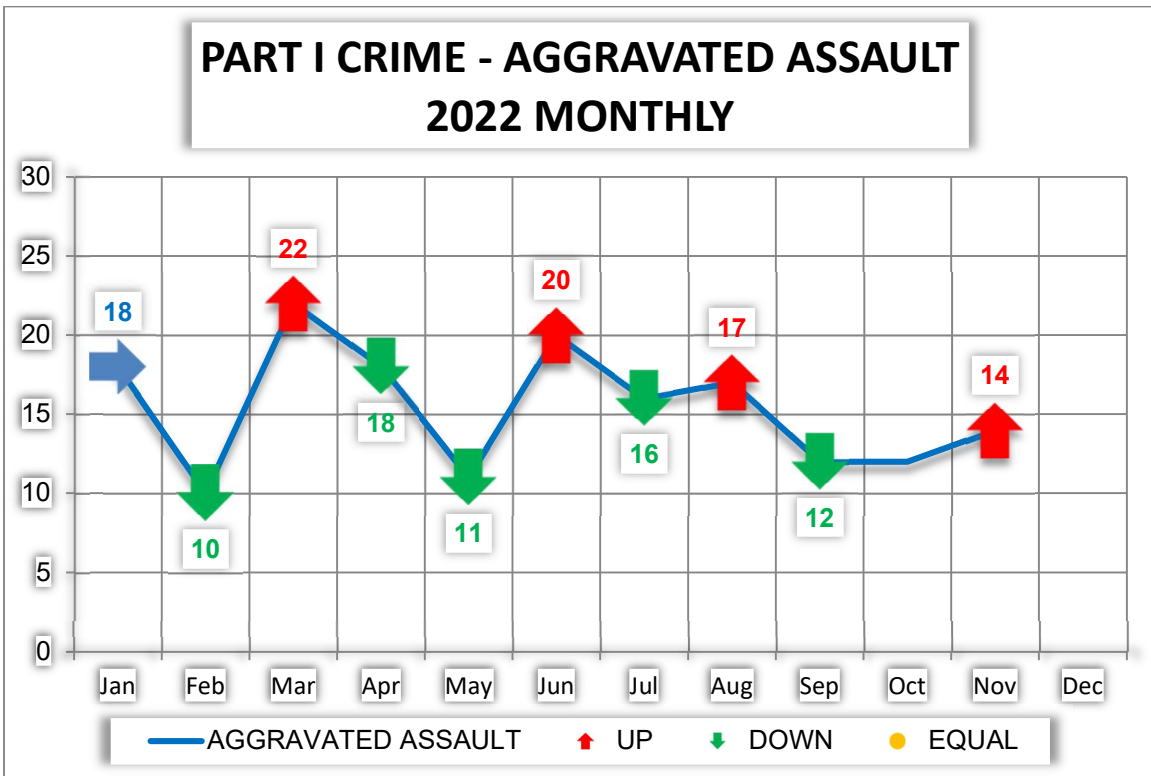
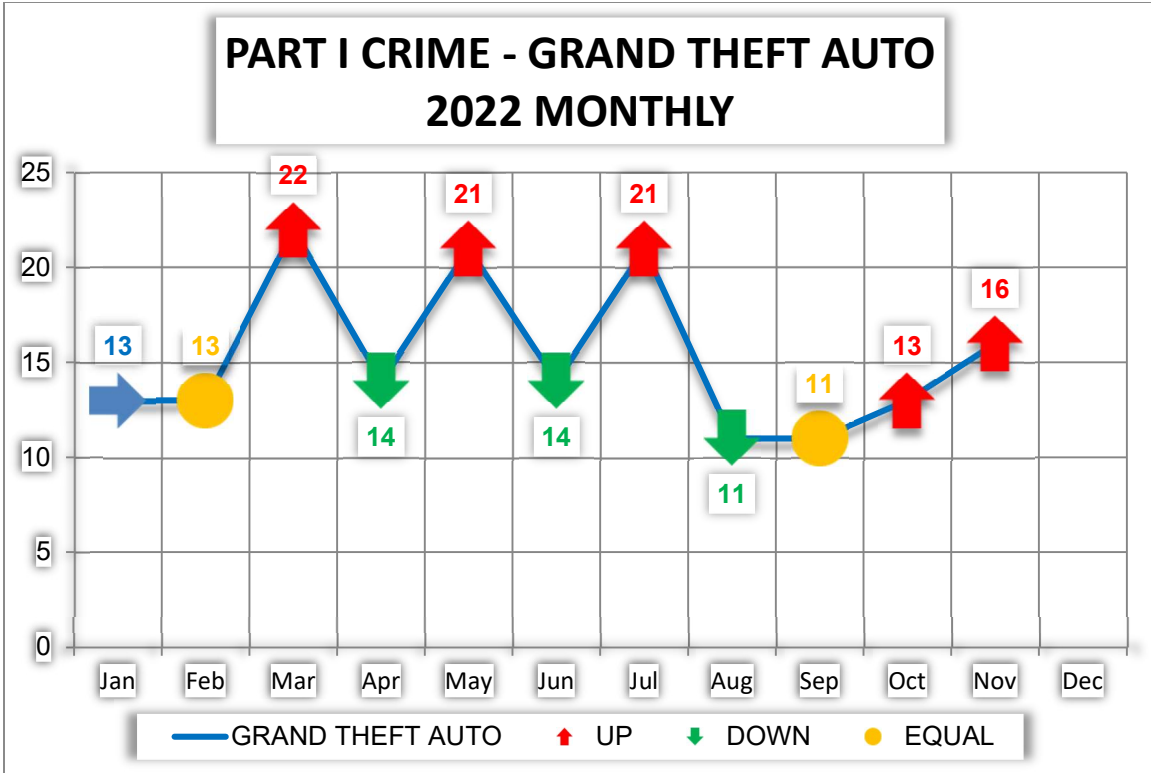


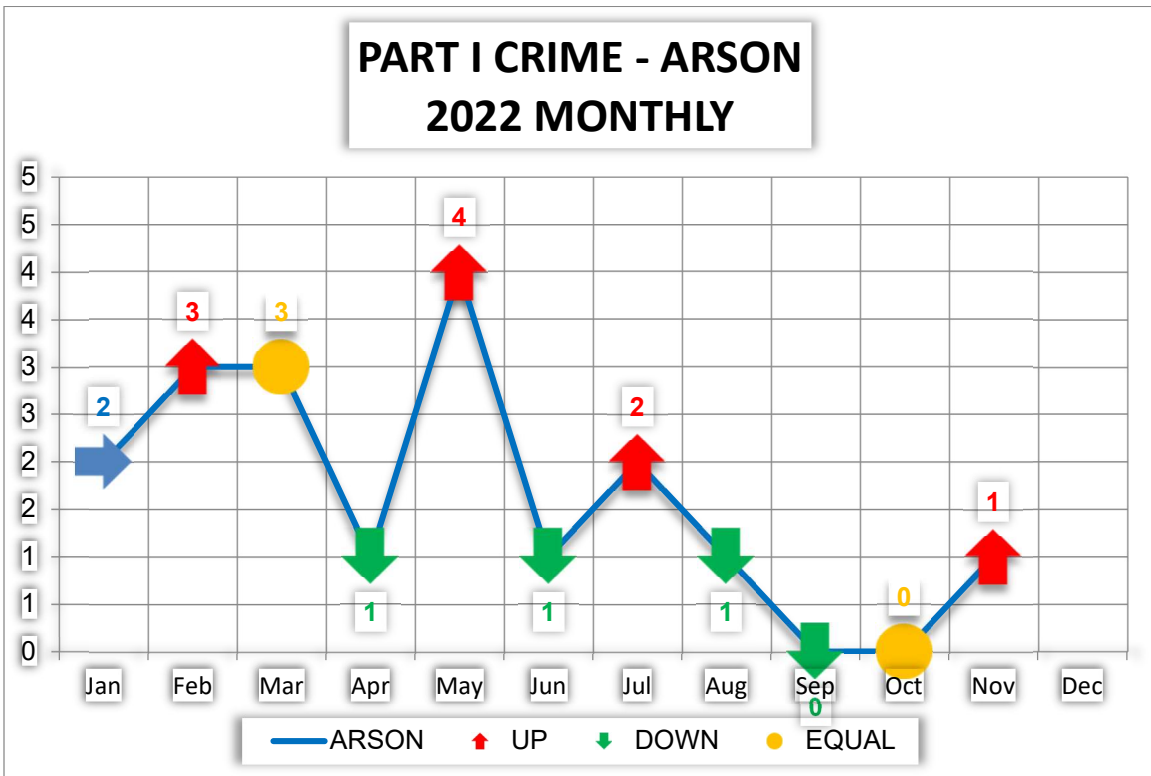
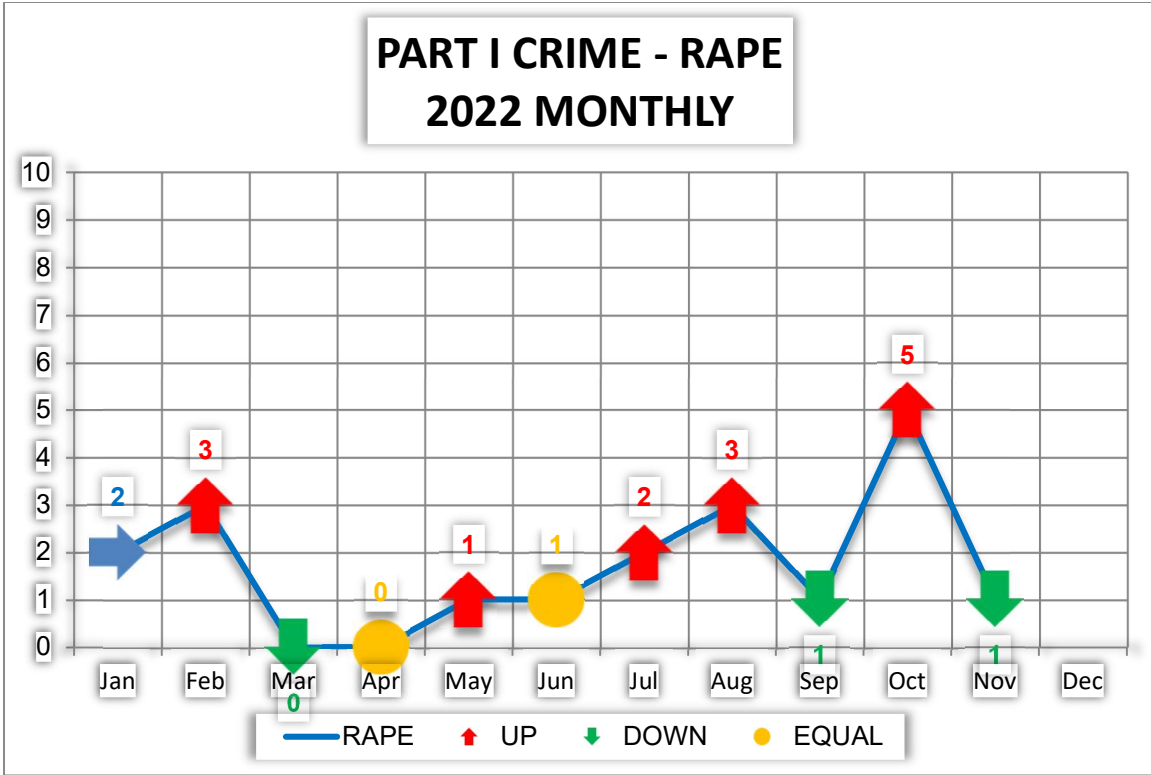


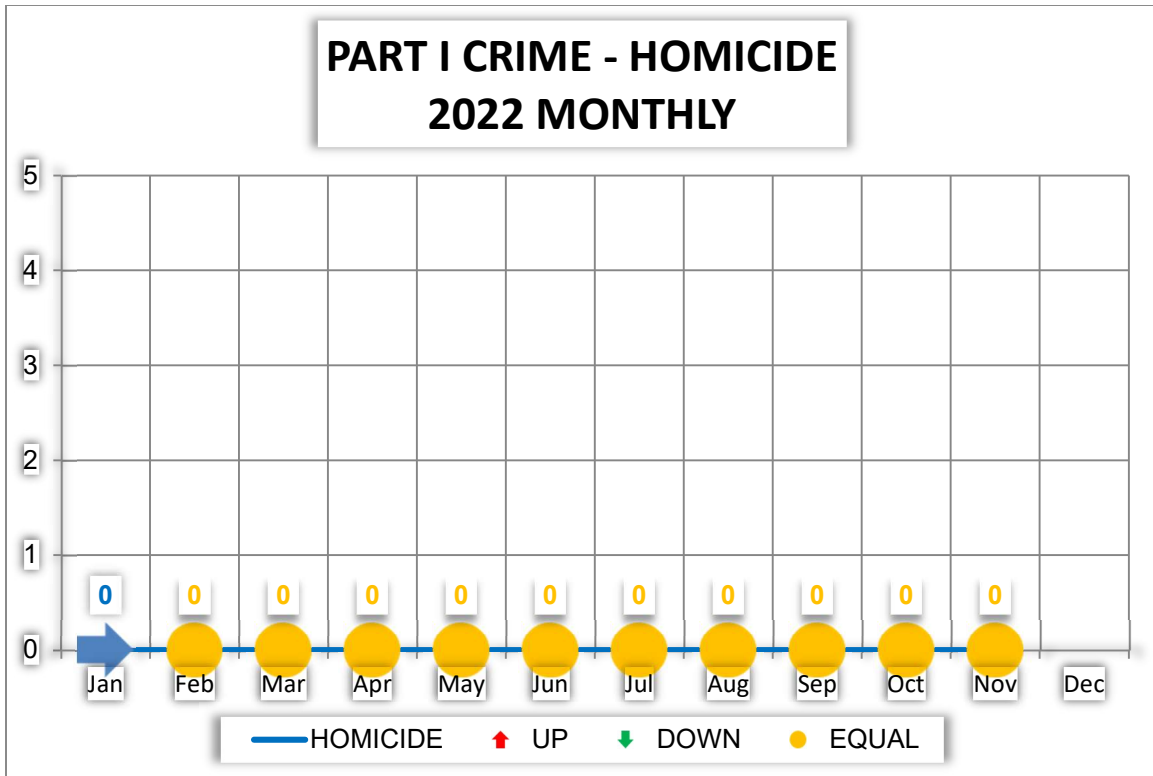












APPENDIX 2 – Los Angeles County Fire Department

The City of West Hollywood is primarily served by three shifts of twenty personnel – each housed at Los Angeles County Fire Stations 7 and 8. Assistant Fire Chief Drew Smith manages the resources within Division VII, of which West Hollywood is a part.

From January through November 2022, fire personnel responded to 6,855 total calls. Of these, 5,094 were for emergency medical calls (74% of all calls). In addition, there were 113 total fires, 8 of which were vehicle fires, and 20 were building fires. The remaining 85 fires were a combination of outside rubbish fires, tree fires, dumpster fires, dryer fires, or cooking fires, all of which caused no financial damage or injuries. The total fire loss during this period was \$1,170,665 in property damage and \$147,850 in contents damage.

Other responses included hazardous materials incidents, public assistance calls, and elevator rescues. In addition, station and fire prevention personnel routinely conduct inspections and plan checks, and these averaged approximately 35 and 25 monthly, respectively.

The figures provided below are for informational purposes only. Correlations or comparisons cannot be made from the chart below. For example, inferences cannot be made as to whether fires, medical calls, false alarms, etc. are "up" or "down."

	Jan – Nov 2021	Jan – Nov 2022
Total Calls	6,014 (avg. 547/month)	6,855 (avg. 623/month)
Emergency Medical Calls	4,384	5,094
Total Fires	90	113
Vehicle Fires	11	8
Building Fires	10	20
Miscellaneous Fires	69	85
Total Property Damage	\$436,920	\$1,170,665
Total Contents Damage	\$40,830	\$147,850
Inspections	385	385
Plans Checked	275	275

Noteworthy incidents during this time frame include:

- March 27, 2022 – Structure Fire at 1031 N HARPER Ave; Harper IC – started as cooking fire in unit on 2nd floor of building. 3 units affected, 4 residents displaced, No civilian or firefighter injuries.
 - Property losses: \$150,000
 - Content losses: \$25,000

- April 10, 2022 – Structure Fire at 538 N SAN VICENTE Blvd; apartment complex and art gallery next door on fire, with fire through the roof and extension to adjacent building. LASD Arson Unit called to the scene. No civilian or firefighter injuries.
 - Property losses: \$350,000
 - Content losses: \$50,000

- June 25, 2022 – Vehicle Fire at 921 SIERRA BONITA Ave; fire ignited within vehicle, then extended and burned entire carport. No civilian or firefighter injuries.
 - Property losses: \$100,000
 - Content losses: \$0

- August 11, 2022 – Structure Fire at 454 ROBERTSON Blvd; fully involved commercial structure with heavy smoke from the upper floor. No civilian or firefighter injuries.
 - Property losses: \$150,000
 - Content losses: \$10,000

- September 28, 2022 – Structure Fire at 8003 SANTA MONICA Blvd; fire in an abandoned tanning salon, no one found in building upon arrival but apparent PEH activity inside. Fire possibly started by a cooking fire. The fire remained at 1st alarm status, and there were no injuries or resident displacement.
 - Property losses: \$75,000
 - Content losses: \$1,000

- October 3, 2022 – Structure Fire at 8325 SANTA MONICA Blvd; fire in the lobby area of the Coast Playhouse, no extension to the rest of the building. No civilian or firefighter injuries.
 - Property losses: \$100,000
 - Content losses: \$5,000

COMMUNITY OUTREACH & EDUCATION:

Following a major disaster, fire and rescue resources may be unable to immediately respond to all those in need. In such a crisis, it will be neighbors assisting neighbors until emergency response personnel can arrive.

Community Emergency Response Team (CERT) training provides residents with the skills and tools necessary to take care of themselves, their families, neighbors, and coworkers in the event of a disaster.

The Los Angeles County Fire Department and the City of West Hollywood held a CERT Training for WeHo residents in October 2022.

The class took place on three consecutive Saturdays, and a total of twenty residents finished the course and received their CERT certificate of completion.

SOCIAL MEDIA:

The Los Angeles County Fire Department is engaged in social media, using Facebook, Twitter, Instagram, and YouTube.

To engage our local communities, Division VII maintains its own Facebook, Twitter, and Instagram – separate from the Department’s main accounts. This allows us to tailor our messaging to the communities we serve. We routinely share general safety messages, plus information and photos of local happenings. This includes incidents, community outreach, firefighters engaged in training exercises, etc.

Facebook: facebook.com/lacountyfire7

Twitter: [@lacofd_div7](https://twitter.com/lacofd_div7)

Instagram: [@lacofd_div7](https://instagram.com/lacofd_div7)

YouTube: youtube.com/lacofd_div7

APPENDIX 3 – Neighborhood and Business Safety Division

The Neighborhood and Business Safety Division (Division) continues to address quality of life issues proactively and in response to resident concerns. It is the goal of the Division to create a safer and cleaner community, provide prompt, courteous and professional service, and gain voluntary compliance by means of educating and encouraging responsible property and business ownership.

Dedicated Code Enforcement Officers are assigned to specific areas of the City and work in conjunction with other agencies (Sheriff’s Department, Fire Department, Animal Control, Health Department, Alcoholic Beverage Control etc.) to uphold and maintain the City’s high neighborhood livability standards. Since March of 2020, Code Compliance expanded its hours of operation in the field to provide late evening coverage seven days a week with the following schedule:

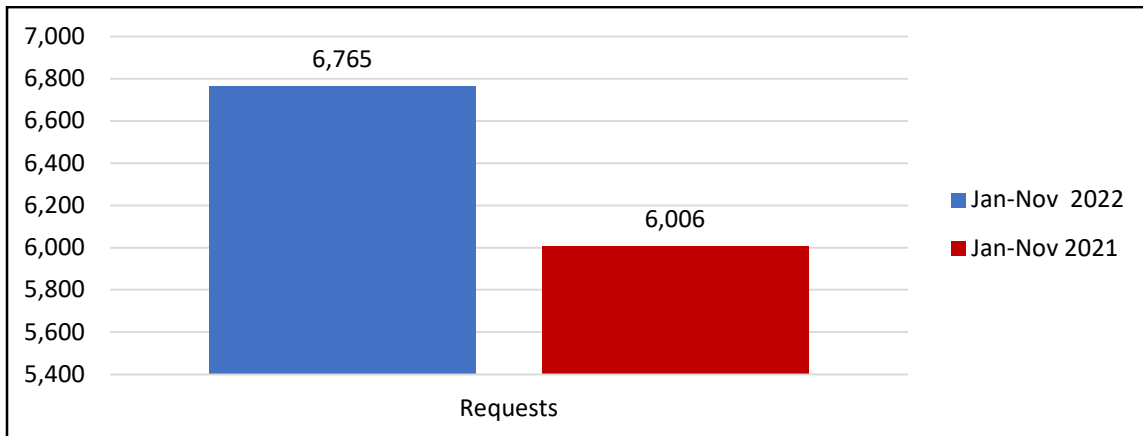
- Monday through Wednesday, 7 a.m. to 12 a.m.
- Thursday through Sunday, 7 a.m. to 3 a.m.

The majority of the issues that Code Compliance addresses are related to noise, property maintenance/vacant properties, public right-of-way, environmental, animals, construction, and vacation (short-term) rentals. These topics heavily affect the quality of life that West Hollywood residents enjoy. In addition, resident concerns and proactive inspections have shifted in type due to COVID-19 and since the Los Angeles County “Safer at Home” Order was first implemented in March of 2020.

The following information reflects the total number of service requests, code enforcement cases, and administrative citations processed in the Division from January through November 2022:

Service Requests

6,765 service requests were processed. This represents a 13% increase in request volume, when compared to the same time-frame in 2021 (6,006).



Alyssa Poblador

From: Alyssa Poblador
Sent: Tuesday, December 20, 2022 9:43 AM
To: Chelsea Byers; John Erickson; John Heilman; Lauren Meister; Sepi Shyne; David Wilson; Oscar Delgado; Jackie Rocco; Lauren Langer
Cc: Melissa Crowder; Lourdes Morales; Danny Rivas; Bill Moulder - LASD; Drew Smith - LACoFD; Christof Schroeder; Corri Planck; Leslie Isenberg
Subject: Public Comment Correspondence Concerning Item 4.C. on the 12/19/22 City Council Agenda
Attachments: Re Community Needs More .. Public Safety.pdf; PUBLIC COMMENT Mito Aviles.pdf

Good morning Mayor, Mayor Pro Tempore, and City Councilmembers:

Attached please find correspondence received after yesterday's comment period close relating to Item 4.C. on the December 19, 2022 City Council Meeting Agenda.

4.C. SEMI-ANNUAL COMMUNITY SAFETY UPDATE

Thank you.

Alyssa T. Poblador *(she/her)*
Administrative Specialist IV | City Clerk's Office
City of West Hollywood
8300 Santa Monica Blvd.
West Hollywood, CA 90069
☎: 323.848.6409 | ✉: apoblador@weho.org

Alyssa Poblador

From: Melissa Crowder
Sent: Tuesday, December 20, 2022 8:38 AM
To: Alyssa Poblador; Lourdes Morales
Subject: FW: PUBLIC COMMENT | Mito Aviles

Melissa Crowder, MMC

she/her/hers – [Why do gender pronouns matter?](#)

City Clerk

City of West Hollywood

8300 Santa Monica Blvd.

West Hollywood, CA 90069

P: 323.848.6356 | F: 323.848.6563 | E: mcrowder@weho.org

www.weho.org

From: Mito Aviles <avilesmito@gmail.com>
Sent: Monday, December 19, 2022 3:37 PM
To: Melissa Crowder <MCrowder@weho.org>
Subject: PUBLIC COMMENT | Mito Aviles

CAUTION - EXTERNAL SENDER. Please do not click links or open attachments unless you recognize the source of this email and know the content is safe.

Hi Melissa:

I hope you had a good weekend. I wanted to pass along my public comment for tonight's City Council meeting.

2U | SUPPORT | **A RESOLUTION REAFFIRMING THE CITY'S SUPPORT OF FREEDOM FOR POLITICAL PRISONERS AND THE IMPOSITION OF SANCTIONS AND CONSEQUENCES AGAINST THE ISLAMIC REPUBLIC OF IRAN**

As a sanctuary city this is a no brainer. No one's human rights should be violated nor ignored. It is our right to provide a safe space for persecuted groups. To stand idle is not an option. We must stand together and stand firm in our positioning with advancing human rights.

4C and 4D | **SEMI-ANNUAL COMMUNITY SAFETY UPDATE and RESPONSE TO NIGHTTIME SAFETY STUDY SESSION**

I wanted to comment on the record regarding both of these Agenda items. Overall the underlying issue is the lack of transparency and accountability when it comes to reporting data in regards to public safety. There needs to be more community engagement and ongoing dialog/ reporting. Perhaps a working group comprised of Commissioners, Task force members, staff members to continue moving the needle forward. Policing queer spaces with more cameras is not what is needed. What is needed is to make sure there is access and means to achieve a robust accountability tool that is a checks and balances with public safety.

TY Melissa. I appreciate it.

Always,
Mito
323.356.4289

Alyssa Poblador

From: Yola D <mrz.wiggles46@gmail.com>
Sent: Monday, December 19, 2022 2:07 PM
To: Alyssa Poblador; Melissa Crowder; Public Comment
Cc: Danny Rivas; David Wilson; Lauren Meister; Bill Moulder - LASD; John Heilman
Subject: Re: Community Needs More .. Public Safety

CAUTION - EXTERNAL SENDER. Please do not click links or open attachments unless you recognize the source of this email and know the content is safe.

Regarding Public Comments: 12/19/22

Dear Deputies,

We miss seeing you on our side of town. Walking the beat, Eastside Sub-Station, Your capable hands able to handle most situations. Cutbacks in service were a huge mistake, making it difficult to keep our community safe. This holiday season I'm making a list of things we all need to simply exist. And believe it or not it's abundantly clear DEAR DEPUTIES You Are Needed to alleviate my fears!

My thanks to the Council this holiday for helping us live safely everyday.

Sincerely yours,

Yola Dore'
30 year resident

For the record
Cc: Melissa Crowder
Yvonne Quarker